

Independent Auditors' Report

To

The Members of Suzlon Global Services Limited (Formerly known as Suzlon Structures Limited)**Report on Ind AS Financial Statements**

We have audited the accompanying Ind AS Financial Statements of **Suzlon Global Services Limited (Formerly known as Suzlon Structures Limited)** (the 'Company') which comprise the Balance-sheet as at 31st March, 2017, Statement of Profit and Loss (Including Other Comprehensive Income), the Statement of Cash flow and the Statement of Changes in Equity for the year ended and a summary of the significant accounting policies and other explanatory information.

Management's Responsibility for the Financial Statements

1. The Company's Board of Directors is responsible for the matters stated in Section 134(5) of the Companies Act, 2013 ("The Act") with respect to the preparation and presentation of these Ind AS Financial Statements that give a true and fair view of the Financial Position, financial performance including other comprehensive income, Cash flows and changes in equity of the Company in accordance with the Accounting Principles generally accepted in India including the Indian Accounting Standards (Ind AS) specified under section 133 of the Act, read with relevant rules issued thereunder.

This responsibility also includes maintenance of adequate accounting records in accordance with the provisions of the Act for safe guarding the assets of the Company and for preventing and detecting frauds and other irregularities; selection and application of appropriate accounting policies; making judgments and estimates that are reasonable and prudent; and design, implementation and maintenance of adequate internal financial controls, that were operating effectively for ensuring the accuracy and completeness of the accounting records, relevant to the preparation and presentation of the Ind AS Financial Statements that give a true and fair view and are free from material misstatement, whether due to Fraud or Error.

Auditor's Responsibility

2. Our responsibility is to express an opinion on these Ind AS Financial Statements based on our audit. We have taken into account the provisions of the Act, the accounting and auditing Standards and matters which are required to be included in the audit report under the provisions of the Act and the rules made there under.



We conducted our audit in accordance with the Standards on Auditing specified under Section 143(10) of the Act. Those standards require that we comply with ethical requirements and plan and perform the audit to obtain reasonable assurance about whether the Ind AS financial statements are free from material misstatement.

An audit involves performing procedures to obtain audit evidence about the amounts and disclosures in the Ind AS financial statements. The procedures selected depend on the auditor's judgment, including the assessment of the risks of material misstatement of the Ind AS financial statements, whether due to fraud or error. In making those risk assessments, the auditor considers the internal financial control relevant to the Company's preparation of the Ind AS financial statements that give a true and fair view in order to design audit procedures that are appropriate in the circumstances. An audit also includes evaluating the appropriateness of the accounting policies used and the reasonableness of the accounting estimates made by the Company's Directors, as well as evaluating the overall presentation of the Ind AS financial statements.

We believe that the audit evidence we have obtained is sufficient and appropriate to provide a basis for our audit opinion on the financial statements.

Opinion

3. In our opinion and to the best of our information and according to the explanations given to us, the aforesaid Ind AS financial statements give the information required by the Act in the manner so required and give a true and fair view in conformity with the accounting principles generally accepted in India including the Ind AS, of the financial position of the Company as at 31st March, 2017 and its financial performance including other comprehensive income, its cash flow and the changes in equity for the year ended on that date.

Emphasis of Matter

4. We draw attention to Note 33 (b) of accompanying financial statements, in relation to accounting of financial guarantee provided by the Company along with the ultimate holding Company, four Indian fellow subsidiaries and a jointly controlled entity in respect of a borrowing availed by one of its fellow subsidiary based in The Netherlands and disclosure of the same as contingent liability is more fully described therein. Our opinion is not qualified in respect of this matter.



Report of the Other Legal and Regulatory Requirements

5. As required by the Companies (Auditor's Report) Order, 2016 ('the Order') issued by the Central Government of India in terms of sub-section (11) of Section 143 of the Companies Act, 2013, and according to information and explanation provided to us, we give in the Annexure - A, a statement on the matters specified in the paragraph 3 and 4 of the Order to the extent applicable.
6. **As required by Section 143(3) of the Act, we report that,**
- i. We have sought and obtained all the information and explanations, which to the best of our knowledge and belief were necessary for the purpose of our audit;
 - ii. In our opinion, proper books of account as required by law have been kept by the company so far as it appears from our examination of those books;
 - iii. The Balance Sheet, the Statement of Profit & Loss, the Statement of Cash Flow and the Statement of Changes in Equity dealt with by this report are in agreement with the books of account;
 - iv. In our opinion, the aforesaid Ind AS financial statements comply with the Accounting Standards specified under section 133 of the Act, read with relevant rule issued thereunder;
 - v. On the basis of the written representations received from the directors, as on 31st March 2017 and taken on record by the Board of Directors, none of the directors are disqualified as on 31st March, 2017 from being appointed as a director in terms of section 164(2) of the Act;
 - vi. With respect to the adequacy of the internal financial controls over financial reporting of the Company and the operating effectiveness of such controls, refer to our report in Annexure - B; and
 - vii. With respect to the other matters to be included in the Auditor's Report in accordance with Rule 11 of the Companies (Audit and Auditors) Rules, 2014, in our opinion and to the best of our information and according to the explanations given to us :
 - i. The company has disclosed the impact of pending litigations on its financial position in its financial statements – Refer Note 33 to the financial statements.



- ii. The company did not have any long term contracts including derivative contract for which there were any material foreseeable losses.
- iii. There were no amounts which were required to be transferred, to the Investor Education and Protection Fund by the Company.
- iv. The Company has provided requisite disclosures in its Ind AS financial statements as to holdings as well as dealings in Specified Bank Notes during the period from 8th November, 2016 to 30th December, 2016 and these are in accordance with the books of accounts maintained by the Company. Refer Note 12 to the Ind AS financial statements.

For SNK & Co.

ICAI Firm registration no.:109176W

Chartered Accountants

Sanjay N. Kapadia

Per Sanjay Kapadia

Partner

Membership No.:38292

Place: Pune

Date: 18th July, 2017



Annexure A to the Auditors' Report

The Annexure referred to in our Independent Auditors' Report to the members of the Company on the Ind AS financial statements for the year ended 31st March, 2017, we report that:

- (i)(a) The Company has maintained proper records showing full particulars, including quantitative details and situation of fixed assets.
- (b) As per information and explanation provided to us, the company has a regular programme of physical verification of its fixed assets by which all fixed assets are verified in a phased manner over a period of three years. In accordance with this programme, certain fixed assets were verified during the year and no material discrepancies were noticed on such verification. In our opinion, the periodicity of physical verification is reasonable having regard to the size of the company and the nature of its assets.
- (c) Based on our audit procedures performed for the purpose of reporting the true and fair view of the financial statements and according to information and explanations given by management the title deeds of immovable properties are held in the name of company except for immovable properties aggregating Rs 0.58 Crore for which the title deeds are in the name of its ultimate holding company and its fellow subsidiaries.

In case of land

Total number of Cases	Whether leasehold/freehold land	Gross block	Net block
18	Freehold	0.23	0.23
3	Leasehold	0.35	0.25

Buildings constructed on these freehold lands were transferred to the company in pursuant to various business restructuring exercises undertaken by the ultimate holding company in the past years.

- (ii)(a) The management has conducted physical verification of inventory at reasonable intervals during the year and no material discrepancies were noticed on physical verification.
- (iii)(a) According to the information and explanations given to us, the Company has not granted any loans, secured or unsecured to companies, Firms, LLP or other parties covered in the register



maintained under section 189 of the Companies Act, 2013. Accordingly the provisions 3(iii) (a), (b), (c) of the Order, is not applicable to the company and hence not commented upon.

- (iv) According to the information and explanation given to us, the Company has not advanced loans to Directors /to a company in which the Director is interested to which provision of Section 185 of the Companies Act, 2013 apply, hence not commented upon. The Company has complied with the provisions of Section 186 of the Companies Act, 2013, in respect of loans, investments, guarantees and securities.
- (v) According to the information and explanation given to us, the Company has not accepted any deposits from the Public Accordingly the provisions 3 (v) of the Order, is not applicable to the company.
- (vi) According to the information and explanation given to us and based on our examination, the books of account maintained by the Company pursuant to the rules made by the Central Government for the maintenance of cost records under sub-section (1) of section 148 of the Companies Act, 2013, and are of the opinion that prima facie, the prescribed accounts and records have been made and maintained.
- (vii)(a) Undisputed statutory dues including provident fund, investor education and protection fund, employees' state insurance, income-tax, sales-tax, wealth-tax, service tax, customs duty, excise duty, cess and other material statutory dues have generally been regularly deposited with the appropriate authorities *though there has been a slight delay in a few cases.*

According to the information and explanations given to us, no undisputed amounts payable in respect of provident fund, income tax, sales tax, wealth tax, service tax, duty of customs, value added tax, cess and other material statutory dues were in arrears as at 31st March, 2017 for a period of more than 6 months from the date they became payable.

- (b) According to the information and explanations given to us, there are no dues of income tax, sales-tax, wealth tax, service tax, customs duty, excise duty and cess payable on account of any dispute except as given below :



Name of Statute	Nature of Dues	Amount (Rs.)	Accounting year to which the amount relates	Forum where the dispute is pending
Income Tax	Claim made u/s 80-IA has been disallowed of Rs 1,24,23,611/- which result in tax liability of Rs 63,60,310/- . Appeal has been preferred and also penalty proceedings has been initiated.	6,360,310	2009-10	ITAT
Income Tax	Claim made u/s 80-IA has been disallowed of Rs 1,12,64,118/- which result in tax liability of Rs 37,41,740/- . Appeal has been preferred and also penalty proceedings has been initiated. Rs 20 lacs has been paid on 23.03.2015 hence same has been reduced. Refund received on account of favorable CIT(A).	3,741,740	2010-11	ITAT
Income Tax	Claim made u/s 80-IA has been disallowed of Rs 1,29,87,253/- which result in tax liability of Rs 55,05,670/- . Appeal has been preferred and also penalty proceedings has been initiated. Rs 30 lacs has been paid on 23.03.2015 hence same has been reduced. Refund received on account of favorable CIT(A).	5,505,670	2011-12	ITAT



- (viii) In our opinion and according to the information and explanations given by the management, the Company has not defaulted in repayment of loans or borrowings to a financial institution or bank.
- (ix) According to the information and explanations given by the Management, the company has not raised money by way of initial public offer or further public offer.
- (x) Based upon the audit procedures performed for the purpose of reporting the true and fair view of the financial statements and as per the information and explanations given by the management, we report that no fraud on or by the Company has been noticed or reported during the year.
- (xi) Based on the information and explanations given to us by the management, no managerial remuneration is paid or provided by the company. Accordingly, Clause 3(xi) of the Order is not applicable.
- (xii) In our opinion and according to the information and explanations given to us, the Company is not a Nidhi company. Accordingly, Clause 3(xii) of the Order is not applicable.
- (xiii) According to the information and explanations given by the management and based on our audit procedure, transactions with the related parties are in compliance with sections 177 and 188 of the Act where applicable and details of such transactions have been disclosed in notes to the financial statements as required by the applicable accounting standards.
- (xiv) According to the information and explanations given by the management and based on our examination of the records of the Company, the Company has not made any preferential allotment or private placement of shares, but has made fully convertible debentures during the year under review.
- (xv) According to the information and explanations given by the management and based on our examination of the records of the Company, the Company has not entered into non-cash transactions with directors or persons connected with him. Accordingly, paragraph 3(xv) of the Order is not applicable.



(xvi) According to information and explanation given by the management, the provision of section 45-IA of the Reserve Bank of India Act, 1934 are not applicable to the Company, hence clause 3(xvi) of the order is not applicable.

For SNK & Co.

ICAI Firm registration no.:109176W

Chartered Accountants


per Sanjay Kapadia

Partner

Membership No.:38292

Place: Pune

Date: 18th July, 2017



Annexure B to the Auditors' Report

Report on the Internal Financial Controls under Clause (i) of Sub-section 3 of Section 143 of the Companies Act, 2013 ("the Act")

We have audited the internal financial controls over financial reporting of Suzlon Global Services Limited (Formerly known as Suzlon Structures Limited) ("the Company") as of 31st March 2017 in conjunction with our audit of the standalone Ind AS financial statements of the Company for the year ended on that date.

Management's Responsibility for Internal Financial Controls

The Company's management is responsible for establishing and maintaining internal financial controls based on the internal control over financial reporting criteria established by the Company considering the essential components of internal control stated in the Guidance Note on Audit of Internal Financial Controls over Financial Reporting issued by the Institute of Chartered Accountants of India ('ICAI'). These responsibilities include the design, implementation and maintenance of adequate internal financial controls that were operating effectively for ensuring the orderly and efficient conduct of its business, including adherence to company's policies, the safeguarding of its assets, the prevention and detection of frauds and errors, the accuracy and completeness of the accounting records, and the timely preparation of reliable financial information, as required under the Companies Act, 2013.

Auditors' Responsibility

Our responsibility is to express an opinion on the Company's internal financial controls over financial reporting based on our audit. We conducted our audit in accordance with the Guidance Note on Audit of Internal Financial Controls over Financial Reporting (the "Guidance Note") and the Standards on Auditing, issued by ICAI and deemed to be prescribed under section 143(10) of the Companies Act, 2013, to the extent applicable to an audit of internal financial controls, both applicable to an audit of Internal Financial Controls and, both issued by the Institute of Chartered Accountants of India. Those Standards and the Guidance Note require that we comply with ethical requirements and plan and perform the audit to obtain reasonable assurance about whether adequate internal financial controls over financial reporting was established and maintained and if such controls operated effectively in all material respects.

Our audit involves performing procedures to obtain audit evidence about the adequacy of the internal financial controls system over financial reporting and their operating effectiveness. Our audit of internal financial controls over financial reporting included obtaining an understanding of internal financial controls over financial reporting, assessing the risk that a material weakness exists, and testing and evaluating the design and operating effectiveness of internal control based on the assessed risk. The procedures selected depend on the auditor's judgment, including the



assessment of the risks of material misstatement of the financial statements, whether due to fraud or error.

We believe that the audit evidence we have obtained is sufficient and appropriate to provide a basis for our audit opinion on the Company's internal financial controls system over financial reporting.

Meaning of Internal Financial Controls over Financial Reporting

A company's internal financial control over financial reporting is a process designed to provide reasonable assurance regarding the reliability of financial reporting and the preparation of financial statements for external purposes in accordance with generally accepted accounting principles. A company's internal financial control over financial reporting includes those policies and procedures that (1) pertain to the maintenance of records that, in reasonable detail, accurately and fairly reflect the transactions and dispositions of the assets of the company; (2) provide reasonable assurance that transactions are recorded as necessary to permit preparation of financial statements in accordance with generally accepted accounting principles, and that receipts and expenditures of the company are being made only in accordance with authorizations of management and directors of the company; and (3) provide reasonable assurance regarding prevention or timely detection of un-authorized acquisition, use, or disposition of the company's assets that could have a material effect on the financial statements.

Inherent Limitations of Internal Financial Controls Over Financial Reporting

Because of the inherent limitations of internal financial controls over financial reporting, including the possibility of collusion or improper management override of controls, material misstatements due to error or fraud may occur and not be detected. Also, projections of any evaluation of the internal financial controls over financial reporting to future periods are subject to the risk that the internal financial control over financial reporting may become inadequate because of changes in conditions, or that the degree of compliance with the policies or procedures may deteriorate.

Opinion

In our opinion, the Company has, in all material respects, an adequate internal financial controls system over financial reporting and such internal financial controls over financial reporting were operating effectively as at 31st March 2017, based on the internal control over financial reporting criteria established by the Company considering the essential components

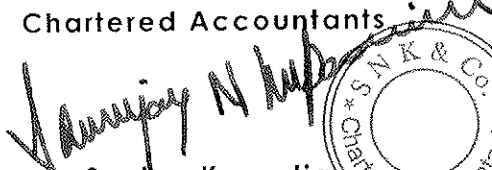


of internal control stated in the Guidance Note on Audit of Internal Financial Controls Over Financial Reporting issued by the Institute of Chartered Accountants of India.

For SNK & Co.

ICAI Firm registration no.:109176W

Chartered Accountants


per Sanjay Kapadia

Partner

Membership No.:38292

Place: Pune

Date: 18th July, 2017



Suzlon Global Services Limited (formerly known as Suzlon Structures Limited)

Balance Sheet as at March 31, 2017

All amounts in Rupees Crore, unless otherwise stated

Particulars	Notes	As at March 31, 2017	As at March 31, 2016	As at April 1, 2015
Assets				
Non-current assets				
Property, plant and equipment	5	74.78	92.22	28.80
Capital work-in-progress		3.72	3.41	0.25
Goodwill	6	1,960.56	2,549.05	-
Other intangible assets	6	0.13	0.04	-
Financial assets				
Investments	7	0.00*	0.00*	0.00*
Other financial assets	9	1.38	4.56	4.03
Other non-current assets	10	19.20	17.92	0.22
		2,059.77	2,667.20	33.30
Current assets				
Inventories	11	326.97	310.55	65.45
Financial assets				
Trade receivables	8	240.08	283.30	36.79
Cash and bank balances	12	8.10	13.12	0.08
Other financial assets	9	55.70	57.28	1.04
Other current assets	10	28.48	19.31	1.52
		659.33	683.56	104.88
Total assets		2,719.10	3,350.76	138.18
Equity and liabilities				
Equity				
Equity share capital	13	29.37	29.37	19.37
Other equity	14			
Share premium		922.20	922.20	4.37
Retained earnings		(464.16)	(4.18)	1.86
Other reserves		410.00	9.83	8.53
		897.41	957.22	34.13
Non-current liabilities				
Financial liabilities				
Borrowings	15	11.04	9.94	14.52
Long-term provisions	19	7.20	14.30	2.90
		18.24	24.24	17.42
Current liabilities				
Financial liabilities				
Borrowings	15	1,391.15	613.20	46.52
Trade payables	16	130.84	251.71	32.67
Other financial liabilities	17	27.87	1,256.83	6.49
Due to customers		67.66	66.48	-
Other current liabilities	18	104.78	93.56	0.40
Short-term provisions	19	81.15	87.52	0.55
		1,803.45	2,369.30	86.63
Total equity and liabilities		2,719.10	3,350.76	138.18

Summary of significant accounting policies 2.3

*Less than Rs 0.01 Crore

The accompanying notes are an integral part of the financial statements.


As per our report of even date

For SNK & Co.

Chartered Accountants

ICAI Firm Registration Number 109176W

For Sanjay Kapadia
Partner
Membership No : 038292



For and on behalf of the Board of Directors of
Suzlon Global Services Limited

Rakesh Sarin
Managing Director
DIN : 02082150

G. S. Vaidya
Geetanjali S. Vaidya
Company Secretary
Membership No : A18026

Vinod R. Tanti
Director
DIN : 00002266

Om Prakash Talwar
Chief Financial Officer
PAN No : ABWPT8578M

Place : Pune

Date : 18 JUL 2017

Place : Pune

Date : 18 JUL 2017



Suzlon Global Services Limited (formerly known as Suzlon Structures Limited)

Statement of profit and loss for the year ended March 31, 2017

All amounts in Rupees Crore, unless otherwise stated

Particulars	Notes	March 31, 2017	March 31, 2016
Income			
Revenue from operations	20	960.73	246.06
Other operating income		0.83	2.29
Other income	25	0.00*	0.53
		961.56	248.88
Expenses			
Cost of raw materials and components consumed	21	284.19	167.18
Purchases of stock-in-trade	21	-	3.76
Changes in inventories of finished goods, work-in-progress and stock-in-trade	21	22.77	21.48
Employee benefits expenses	22	133.46	15.49
Depreciation and amortisation expenses	5	601.00	5.83
Finance costs	24	189.88	8.10
Other expenses	23	187.20	32.97
		1,418.50	254.81
Profit / (loss) before exceptional items and tax		(456.94)	(5.93)
Tax expenses		-	(0.01)
Profit/ (loss) after tax		(456.94)	(5.92)
Other comprehensive income			
Item that will not be reclassified to profit or loss in subsequent periods :			
Remeasurements of the defined benefit plans		(3.04)	(0.12)
Income tax effect on the above		-	-
		(3.04)	(0.12)
Items that will be reclassified to profit or loss in subsequent periods :			
		-	-
Other comprehensive Income for the year, net of tax		(3.04)	(0.12)
Total comprehensive income for the year		(459.98)	(6.04)
Earnings/ (loss) per equity share:			
- Basic and diluted [Nominal value of share Rs 10 (Rs 10)]	28	(155.93)	(3.55)
Summary of significant accounting policies	2.3		

*Less than Rs 0.01 Crore

The accompanying notes are an integral part of the financial statements.

As per our report of even date

For SNK & Co.

Chartered Accountants

ICAI Firm Registration Number : 109124

per Sanjay Kapadia
Partner

Membership No : 038292



For and on behalf of the Board of Directors of
Suzlon Global Services Limited

Rakesh Sarin

Managing Director
DIN : 02082150

G.S. Vaidya

Geetanjali S. Vaidya
Company Secretary
Membership No : A18026

Vinod R. Tanti

Director
DIN: 00002266

Om Prakash Talwar

Chief Financial Officer
PAN No : ABWPT8578M



Place : Pune

Date : 18 JUL 2017

Place : Pune

Date : 18 JUL 2017

Suzlon Global Services Limited (formerly known as Suzlon Structures Limited)

Cash flow statement for the year ended March 31, 2017

All amounts in Rupees Crore, unless otherwise stated

Particulars	March 31, 2017	March 31, 2016
Cash flow from operating activities		
Profit/ (loss) before exceptional items and tax	(456.94)	(5.92)
Adjustments for:		
Depreciation and amortisation	601.00	5.83
Finance income	(0.00)*	(0.53)
Interest expenses, other borrowing cost	188.54	7.41
Machine availability expenditure	53.50	0.20
Bad debts written off	1.69	-
Provision for doubtful debts and advances	(5.79)	2.49
Employee share-based payment expense	0.17	1.30
Operating profit before working capital changes	382.17	10.78
Movements in working capital		
Decrease / (Increase) in financial assets and other assets	(3.17)	26.05
Decrease / (Increase) in trade receivable	(16.84)	(0.39)
Decrease / (Increase) in inventories	(85.99)	(3.29)
(Decrease) / Increase in other liabilities, financial liabilities & provisions	(1,025.10)	(9.25)
Cash generated from operating activities	(748.93)	23.90
Direct taxes paid (net of refunds)	(9.56)	(24.62)
Net cash generated from operating activities	A (758.49)	(0.72)
Cash flow from investing activities		
Payment for purchase of property, plant & equipment including capital work-in-progress and intangible	(15.85)	(6.22)
Investment in subsidiary	-	(18.93)
Interest received	0.14	0.54
Net cash (used in) / generated from investing activities	B (15.71)	(24.61)
Cash flow from financing activities		
Proceeds from compulsorily convertible debentures	400.00	-
Proceeds / (repayment) from long term borrowings	1.10	(16.62)
Proceeds/ (repayment) from short term-borrowings, net	863.16	60.32
Interest paid	(492.36)	(5.89)
Net cash used in financing activities	C 771.90	37.81
Net increase in cash and cash equivalents	A+B+C (2.30)	12.48
Addition / (Deletion) due to merger / (demerger)	(2.72)	0.56
Cash and cash equivalents at the beginning of year	13.12	0.08
Cash and cash equivalents at the end of year	8.10	13.12
Components of cash and cash equivalents	As at March 31, 2017	As at March 31, 2016
Cash on hand	0.09	0.09
Balance with banks	8.01	13.03
	8.10	13.12



*Less than Rs 0.01 Crore

Notes:

1 The figures in brackets represent outflows.

2 Previous period's figures have been regrouped / reclassified, wherever necessary to confirm to current year presentation.

The accompanying notes are an integral part of the financial statements.


As per our report of even date

For SNK & Co.

Chartered Accountants

ICAI Firm Registration number :10917611

Sanjay Kapadia
per Sanjay Kapadia
Partner
Membership No :038292



For and on behalf of the Board of Directors of
Suzlon Global Services Limited

Rakesh Sarin
Rakesh Sarin
Managing Director
DIN :02082150

G. S. Vaidya

Geetanjali S. Vaidya
Company Secretary
Membership No :A18026

Vinod R. Tanti
Vinod R. Tanti
Director
DIN : 00002266

Om Prakash Talwar

Om Prakash Talwar
Chief Financial Officer
PAN No :ABWPT8578M

Place : Pune

Date : 18 JUL 2017

Place : Pune

Date : 18 JUL 2017



Suzlon Global Services Limited (formerly known as Suzlon Structures Limited)

Statement of changes in equity for the year ended March 31, 2017

All amounts in Rupees Crore, unless otherwise stated

a. Equity share capital

Equity shares of Rs 10 each, subscribed and fully paid

	No. in Crore	Rs in Crore
At April 1, 2015	1.94	19.37
Issue of share capital (refer Note 13a)	1.00	10.00
At March 31, 2016	2.94	29.37
Issue of share capital	-	-
At March 31, 2017	2.94	29.37

b. Other equity

	Equity component of compound financial instruments	Reserves and surplus			
		General reserve	Securities premium	Share option outstanding account	Retained earnings
As at April 1, 2015	6.78	1.75	4.37	-	1.86
Profit/ (loss) for the year	-	-	-	-	(5.92)
Other comprehensive income	-	-	-	-	(0.12)
Total comprehensive income	-	-	-	-	(6.04)
Security premium on share issuance	-	-	917.83	-	-
Share based payment (refer Note 33)	-	-	-	1.30	-
As at March 31, 2016	6.78	1.75	922.20	1.30	(4.18)
As at April 1, 2016	6.78	1.75	922.20	1.30	(4.18)
Profit/ (loss) for the year	-	-	-	-	(456.94)
Other comprehensive income	-	-	-	-	(3.04)
Total comprehensive income	-	-	-	-	(459.98)
Equity component of compulsory convertible debentures	400.00	-	-	-	-
Share based payment (refer Note 33)	-	-	-	0.17	-
As at March 31, 2017	406.78	1.75	922.20	1.47	(464.16)

a) Refer Note 14 for nature and purpose of reserves.

Summary of significant accounting policies

2.3

The accompanying notes are an integral part of the financial statements.


As per our report of even date

For SNK & Co.

Chartered Accountants

CAI Firm Registration Number: 109170W

per Sanjay Kapadia
Partner
Membership No :038292



For and on behalf of the Board of Directors of
Suzlon Global Services Limited

Rakesh Sarin
Managing Director
DIN :02082150

Vinod R. Tanti
Director
DIN : 00002266

G. S. Vaidya
Geetanjali S. Vaidya
Company Secretary
Membership No :A18026

Om Prakash Talwar
Chief Financial Officer
PAN No :ABWPT8578M

Place : Pune

Date : 18 JUL 2017

Place : Pune

Date : 18 JUL 2017



Suzlon Global Services Limited (formerly known as Suzlon Structures Limited)

Notes to financial statements for the year ended March 31, 2017

All amounts in Rupees Crore, unless otherwise stated

1. Company information

Suzlon Global Services Limited ['SGSL' or the 'Company'] (formerly Suzlon Structures Limited (SSL)) having CIN: U27109GJ2004PLC044170, is a public company domiciled in India and incorporated under the provisions of the Companies Act, 1956. The registered office of the Company is located at "Suzlon", 5 Shrimali Society, Near Shree Krishna Complex, Navrangpura, Ahmedabad – 380 009, India. The principal place of business is its headquarters located at One Earth, Hadapsar, Pune – 411 028, India.

The Company was engaged into business of manufacturing of tubular towers and power generation in and up to FY 2016. As approved by the Honourable High Court of Gujarat under Section 391-394 of the Companies Act, 1956 vide order dated October 14, 2016, Suzlon Global Services Limited, a wholly owned subsidiary of Suzlon Structures Limited got amalgamated with Suzlon Structures Limited (now renamed as Suzlon Global Services Limited ('SGSL') with appointed date March 31, 2016. The audited statement of profit and loss account and balance sheet of SGSL as on March 31, 2016 have been recasted to consider the effect of the said amalgamation.

On May 31, 2017, the Honourable National Company Law Tribunal, Ahmedabad Bench approved Composite Scheme involving demerger of tower business from , Suzlon Structures Limited ('SSL'), (renamed as Suzlon Global Services Limited ('SGSL')) , with appointed date April 1, 2016 . The Company has incorporated the accounting effects in its books of accounts as per the Scheme. Accordingly, the figures of the current year are not comparable with the figures of the previous year.

In January 2016, the Company has amended its object clause enabling it to carry additional business in India and abroad into activities pertaining to designing and manufacturing of various components used for renewable and green energy sector, operation & maintenance and infrastructure development with respect to conventional and non-conventional power projects and setting up of independent power projects and related, incidental and ancillary activities in future.

The resultant Company, i.e. Suzlon Global Services Limited is now primarily engaged into the business of Operation and Maintenance of Wind Turbine Generators (WTG's) and also continues to carry on the power generation business.

2. Basis of preparation and significant accounting policies

2.1 Basis of preparation

The financial statements of the Company have been prepared in accordance with Indian Accounting Standards (Ind AS) notified under section 133 of the Companies Act, 2013 together with the Companies (Indian Accounting Standards) Rules, 2015, as amended ("the Rules").

For all periods up to and including the year ended March 31, 2016, the Company prepared its financial statements in accordance accounting standards notified under the section 133 of the Companies Act 2013, read together with paragraph 7 of the Companies (Accounts) Rules, 2014 (Indian GAAP or 'IGAAP'). These financial statements for the year ended March 31, 2017 are the first the Company has prepared in accordance with Ind AS. Refer to Note 4 for information on how the Company adopted Ind AS.

The financial statements have been prepared on a historical cost basis, except certain financial assets and liabilities measured at fair value (refer accounting policy regarding financial instruments).

The financial statements are presented in Indian Rupees and all values are rounded to the nearest Crore (INR 00,00,000) up to two decimals, except when otherwise indicated.



Suzlon Global Services Limited (formerly known as Suzlon Structures Limited)

Notes to financial statements for the year ended March 31, 2017

All amounts in Rupees Crore, unless otherwise stated

2.2 Recent accounting developments

Standards issued but not yet effective

The amendments to standards that are issued, but not yet effective, up to the date of issuance of the company's financial statements are disclosed below. The Company intends to adopt these standards, if applicable, when they become effective.

The Ministry of Corporate Affairs (MCA) has issued the Companies (Indian Accounting Standards) Amendment Rules, 2017 and has amended the following standards:

Amendment to Ind AS 7: Statement of cash flows

The amendment to Ind AS 7 requires the entities to provide disclosures that enable users of financial statements to evaluate changes in liabilities arising from financing activities, including both changes arising from cash flows and non-cash changes, suggesting inclusion of a reconciliation between the opening and closing balances in the balance sheet for liabilities arising from financing activities, to meet the disclosure requirement. The Company is evaluating the requirements of the amendment and the effect on the financial statements is being evaluated.

Amendment to Ind AS 102: Share based payment

The amendment to Ind AS 102 provides specific guidance to measurement of cash-settled awards, modification of cash-settled awards and awards that include a net settlement feature in respect of withholding taxes. Since the Company does not have cash settled awards or awards with net settlement features, this amendment does not have any effect on the financial statements of the Company.

2.3 Summary of significant accounting policies

a. Current versus non-current classification

The Company presents assets and liabilities in the balance sheet based on current / non-current classification. An asset is treated as current when it is:

- Expected to be realised or intended to be sold or consumed in normal operating cycle
- Held primarily for the purpose of trading
- Expected to be realised within twelve months after the reporting period, or
- Cash or cash equivalent unless restricted from being exchanged or used to settle a liability for at least twelve months after the reporting period.

All other assets are classified as non-current.

A liability is current when:

- It is expected to be settled in normal operating cycle
- It is held primarily for the purpose of trading.
- It is due to be settled within twelve months after the reporting period, or
- There is no unconditional right to defer the settlement of the liability for at least twelve months after the reporting period.

Deferred tax assets and liabilities are classified as non-current assets and liabilities. The Company classifies all other liabilities as non-current. The operating cycle is the time between the acquisition of assets for processing and their realisation in cash and cash equivalents. The Company has identified twelve months as its operating cycle.



Suzlon Global Services Limited (formerly known as Suzlon Structures Limited)

Notes to financial statements for the year ended March 31, 2017

All amounts in Rupees Crore, unless otherwise stated

b. Foreign currencies

The Company's financial statements are presented in Indian Rupees, which is also the Company's functional currency.

Transactions and balances

Foreign currency transactions are recorded in the reporting currency, by applying to the foreign currency amount the exchange rate between the reporting currency and the foreign currency at the date of the transaction.

Foreign currency monetary items are retranslated using the exchange rate prevailing at the reporting date. Exchange differences arising on settlement or translation of monetary items are recognised in profit or loss.

Non-monetary items that are measured in terms of historical cost in a foreign currency are translated using the exchange rates at the dates of the initial transactions. Non-monetary items measured at fair value in a foreign currency are translated using the exchange rates at the date when the fair value is determined. The gain or loss arising on translation of non-monetary items measured at fair value is treated in line with the recognition of the gain or loss on the change in fair value of the item (i.e., translation differences on items whose fair value gain or loss is recognised in OCI or profit or loss are also recognised in OCI or profit or loss, respectively).

c. Fair value measurement

The Company measures financial instruments at fair value at each balance sheet date.

Fair value is the price that would be received to sell an asset or paid to transfer a liability in an orderly transaction between market participants at the measurement date. The fair value measurement is based on the presumption that the transaction to sell the asset or transfer the liability takes place either:

- In the principal market for the asset or liability, or
- In the absence of a principal market, in the most advantageous market for the asset or liability.

The principal or the most advantageous market must be accessible by the Company.

The fair value of an asset or a liability is measured using the assumptions that market participants would use when pricing the asset or liability, assuming that market participants act in their economic best interest.

A fair value measurement of a non-financial asset takes into account a market participant's ability to generate economic benefits by using the asset in its highest and best use or by selling it to another market participant that would use the asset in its highest and best use.

The Company uses valuation techniques that are appropriate in the circumstances and for which sufficient data are available to measure fair value, maximising the use of relevant observable inputs and minimising the use of unobservable inputs.

All assets and liabilities for which fair value is measured or disclosed in the financial statements are categorised within the fair value hierarchy, described as follows, based on the lowest level input that is significant to the fair value measurement as a whole:

- Level 1 - Quoted (unadjusted) market prices in active markets for identical assets or liabilities.
- Level 2 - Valuation techniques for which the lowest level input that is significant to the fair value measurement is directly or indirectly observable.
- Level 3 - Valuation techniques for which the lowest level input that is significant to the fair value measurement is unobservable.



Suzlon Global Services Limited (formerly known as Suzlon Structures Limited)

Notes to financial statements for the year ended March 31, 2017

All amounts in Rupees Crore, unless otherwise stated

For assets and liabilities that are recognised in the financial statements on a recurring basis, the Company determines whether transfers have occurred between levels in the hierarchy by re-assessing categorisation (based on the lowest level input that is significant to the fair value measurement as a whole) at the end of each reporting period.

The Company management determines the policies and procedures for recurring and non-recurring fair value measurement. Involvement of external valuers is decided upon annually by company management. The management decides after discussion with external valuers about valuation technique and inputs to use for each case.

At each reporting date, the Company's management analyses the movements in the values of assets and liabilities which are required to be re-measured or re-assessed as per the Company's accounting policies. For this analysis, the Company verifies the major inputs applied in the latest valuation by agreeing the information in the valuation computation to contracts and other relevant documents.

The Company, in conjunction with the Company's external valuers, also compares the change in the fair value of each asset and liability with relevant external sources to determine whether the change is reasonable.

For the purpose of fair value disclosures, the Company has determined classes of assets and liabilities on the basis of the nature, characteristics and risks of the asset or liability and the level of the fair value hierarchy as explained above.

d. Revenue recognition

Revenue comprises of service income from rendering operation and maintenance services, sale of components, income from wind power generation and interest income. Revenue is recognised to the extent it is probable that the economic benefits will flow to the Company and that the revenue can be reliably measured.

Revenue is recognised, net of trade discounts, sales tax, service tax, VAT or other taxes, as applicable.

Revenue from operations and maintenance service

Revenues from operation and maintenance contracts are recognised pro-rata over the period of the contract as and when services are rendered.

Revenue from sale of components

Revenue from sale of components is recognised in the statement of profit and loss when the significant risks and rewards in respect of ownership of goods has been transferred to the buyer as per the terms of the respective sales order, and the income can be measured reliably and is expected to be received. The Company collects sales taxes and value added taxes (VAT) on behalf of the government and, therefore, these are not economic benefits flowing to the company. Hence, they are excluded from revenue. Excise duty deducted from revenue (gross) is the amount that is included in the revenue (gross) and not the entire amount of liability arising during the year.

Interest income

Interest income is recognised on a time proportion basis taking into account the amount outstanding and the effective interest rate applicable. Interest income is included in other income in the statement of profit and loss.



Suzlon Global Services Limited (formerly known as Suzlon Structures Limited)

Notes to financial statements for the year ended March 31, 2017

All amounts in Rupees Crore, unless otherwise stated

e. Taxes

Current income tax

Current income tax assets and liabilities are measured at the amount expected to be recovered from or paid to the taxation authorities. The tax rates and tax laws used to compute the amount are those that are enacted or substantively enacted, at the reporting date.

Current income tax relating to items recognised outside profit or loss is recognised either in other comprehensive income or in equity. Current tax items are recognised in correlation to the underlying transaction either in OCI or directly in equity. Management periodically evaluates the positions taken in the tax returns with respect to situations in which applicable tax regulations are subject to interpretation and establishes provisions where appropriate.

Deferred tax

Deferred tax is provided using the liability method on temporary differences between the tax bases of assets and liabilities and their carrying amounts for financial reporting purposes at the reporting date.

Deferred tax liabilities are recognised for all taxable temporary differences, except:

- When the deferred tax liability arises from the initial recognition of goodwill or an asset or liability in a transaction that is not a business combination and, at the time of the transaction, affects neither the accounting profit nor taxable profit or loss

Deferred tax assets are recognised for all deductible temporary differences, the carry forward of unused tax credits and any unused tax losses. Deferred tax assets are recognised to the extent that it is probable that taxable profit will be available against which the deductible temporary differences, and the carry forward of unused tax credits and unused tax losses can be utilised, except:

- When the deferred tax asset relating to the deductible temporary difference arises from the initial recognition of an asset or liability in a transaction that is not a business combination and, at the time of the transaction, affects neither the accounting profit nor taxable profit or loss

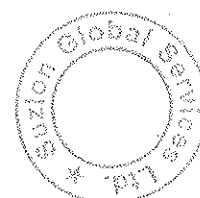
The carrying amount of deferred tax assets is reviewed at each reporting date and reduced to the extent that it is no longer probable that sufficient taxable profit will be available to allow all or part of the deferred tax asset to be utilised. Unrecognised deferred tax assets are re-assessed at each reporting date and are recognised to the extent that it has become probable that future taxable profits will allow the deferred tax asset to be recovered.

Deferred tax assets and liabilities are measured at the tax rates that are expected to apply in the year when the asset is realised or the liability is settled, based on tax rates (and tax laws) that have been enacted or substantively enacted at the reporting date.

Deferred tax relating to items recognised outside profit or loss is recognised outside profit or loss (either in other comprehensive income or in equity). Deferred tax items are recognised in correlation to the underlying transaction either in OCI or directly in equity.

Deferred tax assets and deferred tax liabilities are offset if a legally enforceable right exists to set off current tax assets against current tax liabilities and the deferred taxes relate to the same taxable entity and the same taxation authority.

[THIS PLACE IS INTENTIONALLY LEFT BLANK]



Suzlon Global Services Limited (formerly known as Suzlon Structures Limited)

Notes to financial statements for the year ended March 31, 2017

All amounts in Rupees Crore, unless otherwise stated

f. Property, plant and equipment ('PPE')

Since there is no change in the functional currency, the Company has elected to continue with the carrying value for all of its property, plant and equipment as recognised in its IGAAP financial statements as deemed cost at the transition date, viz., April 1, 2015.

Property, plant and equipment are stated at cost, net of accumulated depreciation and accumulated impairment loss, if any. Such cost includes the cost of replacing part of the plant and equipment and borrowing costs for long-term construction projects if the recognition criteria are met. When significant parts of plant and equipment are required to be replaced at intervals, the Company depreciates them separately based on their specific useful lives.

Capital work-in-progress comprises of the cost of PPE that are not yet ready for their intended use as at the balance sheet date.

Likewise, when a major inspection is performed, its cost is recognised in the carrying amount of the plant and equipment as a replacement if the recognition criteria are satisfied. All other repair and maintenance costs are recognised in the statement of profit and loss when they are incurred.

Depreciation is calculated on the written down value method ('WDV') based on the useful lives and residual values estimated by the management in accordance with Schedule II to the Companies Act, 2013. The identified components are depreciated separately over their useful lives; the remaining components are depreciated over the life of the principal asset.

Type of asset	Useful lives (years)
Buildings	28
Electrifications	20
Plant and machinery	15
Windfarm plant and machinery	22
Computers	3
Servers and networks	6
Office equipment	5
Furniture and fixtures	10
Vehicles	10

Leasehold land is amortised on a straight line basis over the period of lease.

Gains or losses arising from de recognition of fixed assets are measured as the difference between the net disposal proceeds and the carrying amount of the asset on the date of disposal and are recognised in the statement of profit and loss when the asset is derecognised.

The residual values, useful lives and methods of depreciation of property, plant and equipment are reviewed at each financial year end and adjusted prospectively, if appropriate.

g. Intangible assets

Since there is no change in the functional currency, the Company has elected to continue with the carrying value for all of its intangible assets as recognised in its IGAAP financial statements as deemed cost at the transition date, viz., April 1, 2015.

Intangible assets acquired separately are measured on initial recognition at cost. The cost of intangible assets acquired in a business combination is their fair value at the date of acquisition. Following initial recognition, intangible assets are carried at cost less any accumulated amortisation and accumulated impairment losses, if any.



Suzlon Global Services Limited (formerly known as Suzlon Structures Limited)

Notes to financial statements for the year ended March 31, 2017

All amounts in Rupees Crore, unless otherwise stated

Intangible assets are amortised over the useful economic life and assessed for impairment whenever there is an indication that the intangible asset may be impaired. The amortisation period and the amortisation method are reviewed at least at the end of each reporting period. Changes in the expected useful life or the expected pattern of consumption of future economic benefits embodied in the asset are considered to modify the amortisation period or method, as appropriate, and are treated as changes in accounting estimates. Intangible assets are amortized on a straight line basis over the estimated useful economic life.

Gains or losses arising from de-recognition of an intangible asset are measured as the difference between the net disposal proceeds and the carrying amount of the asset and are recognised in the statement of profit and loss when the asset is derecognised.

Intangible assets are amortised on a straight line basis over the estimated useful economic life. A summary of amortisation policies applied to the Company's intangible assets is as below:

Type of asset	Useful lives (years)
Design and drawings	5
SAP and other software	5
Goodwill	5 – 7

h. Borrowing costs

Borrowing cost includes interest and amortisation of ancillary costs incurred in connection with the arrangement of borrowings.

Borrowing costs directly attributable to the acquisition, construction or production of an asset that necessarily takes a substantial period of time to get ready for its intended use or sale are capitalised as part of the cost of the asset. All other borrowing costs are expensed in the period in which they occur.

i. Leases

The determination of whether an arrangement is (or contains) a lease is based on the substance of the arrangement at the inception of the lease. The arrangement is, or contains, a lease if fulfilment of the arrangement is dependent on the use of a specific asset or assets and the arrangement conveys a right to use the asset or assets, even if that right is not explicitly specified in an arrangement.


For arrangements entered into prior to April 1, 2015, the Company has determined whether the arrangement contain lease on the basis of facts and circumstances existing on the date of transition.

Company as a lessee

Leases, where the lessor effectively retains substantially all the risks and benefits of ownership of the leased item, are classified as operating leases. Operating lease payments are recognised as an expense in the statement of profit and loss on a straight-line basis over the lease term. Initial direct costs such as legal costs, brokerage costs, etc. are recognised immediately in the statement of profit and loss.

Company as a lessor

Leases in which the Company does not transfer substantially all the risks and benefits of ownership of the asset are classified as operating leases. Assets other than land and building subject to operating leases are included in fixed assets. Lease income on an operating lease is recognised in the statement of profit and loss on a straight-line basis over the lease term. Costs, including depreciation, are recognised as an expense in the statement of profit and loss.



Suzlon Global Services Limited (formerly known as Suzlon Structures Limited)

Notes to financial statements for the year ended March 31, 2017

All amounts in Rupees Crore, unless otherwise stated

j. Inventories

Inventories comprise of components, stores and spares and are valued at lower of cost and estimated net realisable value. Inventories include some materials that are repaired as well as repairable as at the balance sheet date. Cost of inventory is determined on a weighted average basis.

Net realisable value of such materials is determined considering the remaining useful life of the material after repairs based on the technical estimates.

k. Provisions

Provisions are recognised when the Company has a present obligation (legal or constructive) as a result of a past event, it is probable that an outflow of resources embodying economic benefits will be required to settle the obligation and a reliable estimate can be made of the amount of the obligation.

If the effect of the time value of money is material, provisions are discounted using a current pre-tax rate that reflects, when appropriate, the risks specific to the liability. When discounting is used, the increase in the provision due to the passage of time is recognised as a finance cost.

l. Retirement and other employee benefits

Retirement benefits in the form of provident fund, employee state insurance and superannuation fund are defined contribution schemes. The Company has no obligation other than the contribution payable to the funds and the contribution payable to fund is recognised as an expense, when an employee renders the related service. If the contribution payable to the scheme for service received before the balance sheet date exceeds the contribution already paid, the deficit payable to the scheme is recognised as a liability after deducting the contribution already paid. If the contribution already paid exceeds the contribution due for services received before the balance sheet date, then excess is recognized as an asset to the extent that the pre-payment will lead to, for example, a reduction in future payment or a cash refund.

Retirement benefits in the form of gratuity is defined benefit obligations and is provided for on the basis of an actuarial valuation, using projected unit credit method as at each balance sheet date.

Re-measurements, comprising of actuarial gains and losses, the effect of the asset ceiling, excluding amounts included in net interest on the net defined benefit liability and the return on plan assets (excluding amounts included in net interest on the net defined benefit liability), are recognised immediately in the balance sheet with a corresponding debit or credit to retained earnings through OCI in the period in which they occur. Re measurements are not reclassified to statement of profit and loss in subsequent periods.

Net interest is calculated by applying the discount rate to the net defined benefit liability or asset. The Company recognised the following changes in defined benefit obligation as an expense in statement of profit or loss:

- Service cost comprising of current service cost, past service cost gains and loss on entitlements and non-routine settlement.
- Net interest expenses or income.

Short-term compensated absences are provided based on estimates. Long term compensated absences and other long-term employee benefits are provided for on the basis of an actuarial valuation, using projected unit credit method, as at each balance sheet date. The entire leave is presented as a current liability in the balance sheet, since the Company does not have an unconditional right to defer its settlement for 12 months after the reporting date.



Suzlon Global Services Limited (formerly known as Suzlon Structures Limited)

Notes to financial statements for the year ended March 31, 2017

All amounts in Rupees Crore, unless otherwise stated

m. Share-based payments

In accordance with Ind AS 101 provisions related to first time adoption, the Company has elected to apply exemption for share based payments to equity instruments that are vested before date of transition to Ind AS. viz- April 1, 2015.

Equity-settled transactions

The cost of equity-settled transactions is determined by the fair value at the date when the grant is made using an appropriate valuation model.

That cost is recognised, together with a corresponding increase in share option outstanding account in equity, over the period in which the performance and / or service conditions are fulfilled in employee benefits expense.

The cumulative expense recognised for equity-settled transactions at each reporting date until the vesting date reflects the extent to which the vesting period has expired and the Company's best estimate of the number of equity instruments that will ultimately vest. The statement of profit and loss expense or credit for a period represents the movement in cumulative expense recognised as at the beginning and end of that period and is recognised in employee benefits expense.

Service and non-market performance conditions are not taken into account when determining the grant date fair value of awards, but the likelihood of the conditions being met is assessed as part of the Company's best estimate of the number of equity instruments that will ultimately vest. Market performance conditions are reflected within the grant date fair value. Any other conditions attached to an award, but without an associated service requirement, are considered to be non-vesting conditions. Non-vesting conditions are reflected in the fair value of an award and lead to an immediate expensing of an award unless there are also service and / or performance conditions.

No expense is recognised for awards that do not ultimately vest because non-market performance and / or service conditions have not been met. Where awards include a market or non-vesting condition, the transactions are treated as vested irrespective of whether the market or non-vesting condition is satisfied, provided that all other performance and / or service conditions are satisfied.

When the terms of an equity-settled award are modified, the minimum expense recognised is the expense had the terms had not been modified, if the original terms of the award are met. An additional expense is recognised for any modification that increases the total fair value of the share-based payment transaction, or is otherwise beneficial to the employee as measured at the date of modification. Where an award is cancelled by the entity or by the counterparty, any remaining element of the fair value of the award is expensed immediately through profit or loss.

The dilutive effect of outstanding options is reflected as additional share dilution in the computation of diluted earnings per share.

n. Financial instruments

In accordance with Ind AS 101 provisions related to first time adoption, the Company has elected to apply following exceptions / exemptions prospectively from April 1, 2015.

- Classification and measurement of financial assets have been done based on facts and circumstances existed on transition date.
- Elected to continue carrying value of equity instruments in subsidiaries, associates and jointly controlled entities as deemed cost on transition date.
- De recognition of financial assets and financial liabilities have been applied prospectively
- Applied the requirements of relating to accounting for difference between fair value of financial asset or financial liability from its transaction price of Ind AS 109 prospectively.



Suzlon Global Services Limited (formerly known as Suzlon Structures Limited)
Notes to financial statements for the year ended March 31, 2017

All amounts in Rupees Crore, unless otherwise stated

A financial instrument is any contract that gives rise to a financial asset of one entity and a financial liability or equity instrument of another entity.

Financial assets

Initial recognition and measurement

All financial assets are recognised initially at fair value plus, in the case of financial assets not recorded at fair value through profit or loss, transaction costs that are attributable to the acquisition of the financial asset.

Subsequent measurement

For purposes of subsequent measurement, financial assets are classified in four categories:

- Debt instruments at amortized cost
- Debt instruments at fair value through other comprehensive income (FVTOCI)
- Debt instruments, derivatives and equity instruments at fair value through profit or loss (FVTPL)
- Equity instruments measured at fair value through other comprehensive income (FVTOCI)

Debt instruments at amortised cost

A 'debt instrument' is measured at the amortised cost if both the following conditions are met:

- a) The asset is held within a business model whose objective is to hold assets for collecting contractual cash flows, and
- b) Contractual terms of the asset give rise on specified dates to cash flows that are solely payments of principal and interest (SPPI) on the principal amount outstanding.

This category is the most relevant to the Company. After initial measurement, such financial assets are subsequently measured at amortised cost using the effective interest rate (EIR) method. Amortised cost is calculated by taking into account any discount or premium on acquisition and fees or costs that are an integral part of the EIR. The EIR amortisation is included in other income in the statement of profit and loss. The losses arising from impairment are recognised in the statement of profit and loss. This category generally applies to trade and other receivables.

Debt instrument at FVTOCI

A 'debt instrument' is classified as at the FVTOCI if both of the following criteria are met:

- a) The objective of the business model is achieved both by collecting contractual cash flows and selling the financial assets, and
- b) The asset's contractual cash flows represent SPPI.

Debt instruments included within the FVTOCI category are measured initially as well as at each reporting date at fair value. Fair value movements are recognised in the other comprehensive income (OCI). However, the Company recognizes interest income, impairment losses & reversals and foreign exchange gain or loss in the P&L. On de-recognition of the asset, cumulative gain or loss previously recognised in OCI is reclassified from the equity to P&L. Interest earned whilst holding FVTOCI debt instrument is reported as interest income using the EIR method.

The Company has not designated any financial asset as at FVTOCI.



Suzlon Global Services Limited (formerly known as Suzlon Structures Limited)
Notes to financial statements for the year ended March 31, 2017

All amounts in Rupees Crore, unless otherwise stated

Debt instrument at FVTPL

FVTPL is a residual category for debt instruments. Any debt instrument, which does not meet the criteria for categorisation as at amortised cost or as FVTOCI, is classified as at FVTPL.

In addition, the Company may elect to designate a debt instrument, which otherwise meets amortised cost or FVTOCI criteria, as at FVTPL. However, such election is allowed only if doing so reduces or eliminates a measurement or recognition inconsistency (referred to as 'accounting mismatch').

Debt instruments included within the FVTPL category are measured at fair value with all changes recognised in the P&L.

Equity investments

All equity investments in scope of Ind AS 109 are measured at fair value. Equity instruments which are held for trading and contingent consideration recognised by an acquirer in a business combination to which Ind AS 103 applies are classified as at FVTPL. For all other equity instruments, the Company may make an irrevocable election to present in other comprehensive income subsequent changes in the fair value. The Company makes such election on an instrument by-instrument basis. The classification is made on initial recognition and is irrevocable.

If the Company decides to classify an equity instrument as at FVTOCI, then all fair value changes on the instrument, excluding dividends, are recognised in the OCI. There is no recycling of the amounts from OCI to P&L, even on sale of investment. However, the Company may transfer the cumulative gain or loss within equity. The Company has not designated any equity instruments as at FVTOCI.

Equity instruments included within the FVTPL category are measured at fair value with all changes recognised in the P&L.

De-recognition

A financial asset (or, where applicable, a part of a financial asset or part of a Company of similar financial assets) is primarily derecognised (i.e. removed from the Company's balance sheet) when:

- The rights to receive cash flows from the asset have expired, or
- The Company has transferred its rights to receive cash flows from the asset or has assumed an obligation to pay the received cash flows in full without material delay to a third party under a 'pass-through' arrangement; and either:
 - a) the Company has transferred substantially all the risks and rewards of the asset, or
 - b) The Company has neither transferred nor retained substantially all the risks and rewards of the asset, but has transferred control of the asset.

When the Company has transferred its rights to receive cash flows from an asset or has entered into a pass-through arrangement, it evaluates if and to what extent it has retained the risks and rewards of ownership. When it has neither transferred nor retained substantially all of the risks and rewards of the asset, nor transferred control of the asset, the Company continues to recognise the transferred asset to the extent of the Company's continuing involvement. In that case, the Company also recognises an associated liability. The transferred asset and the associated liability are measured on a basis that reflects the rights and obligations that the Company has retained.

Continuing involvement that takes the form of a guarantee over the transferred asset is measured at the lower of the original carrying amount of the asset and the maximum amount of consideration that the Company could be required to repay.



Suzlon Global Services Limited (formerly known as Suzlon Structures Limited)

Notes to financial statements for the year ended March 31, 2017

All amounts in Rupees Crore, unless otherwise stated

Impairment of financial assets

In accordance with Ind AS 109, the Company applies expected credit loss (ECL) model for measurement and recognition of impairment loss on the following financial assets and credit risk exposure:

- a) Financial assets that are debt instruments, and are measured at amortised cost e.g., loans, debt securities, deposits, trade receivables and bank balance
- b) Financial assets that are debt instruments and are measured as at FVTOCI
- c) Trade receivables or any contractual right to receive cash or another financial asset that result from transactions that are within the scope of Ind AS 11 and Ind AS 18
- d) Loan commitments which are not measured as at FVTPL
- e) Financial guarantee contracts which are not measured as at FVTPL

The Company follows 'simplified approach' for recognition of impairment loss allowance on trade receivables or contract revenue receivables. The application of simplified approach does not require the Company to track changes in credit risk. Rather, it recognises impairment loss allowance based on lifetime ECLs at each reporting date, right from its initial recognition.

For recognition of impairment loss on other financial assets and risk exposure, the Company determines that whether there has been a significant increase in the credit risk since initial recognition. If credit risk has not increased significantly, 12-month ECL is used to provide for impairment loss. However, if credit risk has increased significantly, lifetime ECL is used. If, in a subsequent period, credit quality of the instrument improves such that there is no longer a significant increase in credit risk since initial recognition, then the entity reverts to recognising impairment loss allowance based on 12 month ECL.


Lifetime ECL are the expected credit losses resulting from all possible default events over the expected life of a financial instrument. The 12-month ECL is a portion of the lifetime ECL which results from default events that are possible within 12 months after the reporting date.

ECL is the difference between all contractual cash flows that are due to the Company in accordance with the contract and all the cash flows that the entity expects to receive (i.e., all cash shortfalls), discounted at the original EIR. When estimating the cash flows, an entity is required to consider:

- All contractual terms of the financial instrument (including prepayment, extension, call and similar options) over the expected life of the financial instrument. However, in rare cases when the expected life of the financial instrument cannot be estimated reliably, then the entity is required to use the remaining contractual term of the financial instrument.
- Trade receivables do not carry any interest and are stated at their nominal value as reduced by appropriate allowances for estimated irrecoverable amounts. Estimated irrecoverable amounts are based on the ageing of the receivables balance and historical experience. Individual trade receivables are written off when management deems them not to be collectible.

ECL impairment loss allowance (or reversal) recognised during the period is recognised as income / expense in the statement of profit and loss. This amount is reflected under the head 'other expenses' in the profit and loss. The balance sheet presentation for various financial instruments is described below:

- *Financial assets measured as at amortised cost and contractual revenue receivables:* ECL is presented as an allowance, i.e., as an integral part of the measurement of those assets in the balance sheet. The allowance reduces the net carrying amount. Until the asset meets write-off criteria, the Company does not reduce impairment allowance from the gross carrying amount.
- *Loan commitments and financial guarantee contracts:* ECL is presented as a provision in the balance sheet, i.e. as a liability.



Suzlon Global Services Limited (formerly known as Suzlon Structures Limited)

Notes to financial statements for the year ended March 31, 2017

All amounts in Rupees Crore, unless otherwise stated

- *Debt instruments measured at FVTOCI:* Since financial assets are already reflected at fair value, impairment allowance is not further reduced from its value. Rather, ECL amount is presented as 'accumulated impairment amount' in the OCI.

For assessing increase in credit risk and impairment loss, the Company combines financial instruments on the basis of shared credit risk characteristics with the objective of facilitating an analysis that is designed to enable significant increases in credit risk to be identified on a timely basis.

The Company does not have any purchased or originated credit-impaired (POCI) financial assets, i.e., financial assets which are credit impaired on purchase / origination.

Financial liabilities

Initial recognition and measurement

Financial liabilities are classified, at initial recognition, as financial liabilities at fair value through profit or loss, loans and borrowings, payables, or as derivatives designated as hedging instruments in an effective hedge, as appropriate.

All financial liabilities are recognised initially at fair value and, in the case of loans and borrowings and payables, net of directly attributable transaction costs.

The Company's financial liabilities include trade and other payables, loans and borrowings including bank overdrafts, financial guarantee contracts and derivative financial instruments.

Subsequent measurement

The measurement of financial liabilities depends on their classification, as described below:

Financial liabilities at fair value through profit or loss

Financial liabilities at fair value through profit or loss include financial liabilities held for trading and financial liabilities designated upon initial recognition as at fair value through profit or loss. Financial liabilities are classified as held for trading if they are incurred for the purpose of repurchasing in the near term. This category also includes derivative financial instruments entered into by the Company that are not designated as hedging instruments in hedge relationships as defined by Ind AS 109. Separated embedded derivatives are also classified as held for trading unless they are designated as effective hedging instruments.

Gains or losses on liabilities held for trading are recognised in the profit or loss.

Financial liabilities designated upon initial recognition at fair value through profit or loss are designated as such at the initial date of recognition, and only if the criteria in Ind AS 109 are satisfied. For liabilities designated as FVTPL, fair value gains / losses attributable to changes in own credit risk are recognized in OCI. These gains / loss are not subsequently transferred to P&L. However, the Company may transfer the cumulative gain or loss within equity. All other changes in fair value of such liability are recognised in the statement of profit and loss. The Company has not designated any financial liability as at fair value through profit and loss.

Loans and borrowings

This is the category most relevant to the Company. After initial recognition, interest-bearing loans and borrowings are subsequently measured at amortised cost using the EIR method. Gains and losses are recognised in profit or loss when the liabilities are derecognised as well as through the EIR amortisation process.



Suzlon Global Services Limited (formerly known as Suzlon Structures Limited)

Notes to financial statements for the year ended March 31, 2017

All amounts in Rupees Crore, unless otherwise stated

Amortised cost is calculated by taking into account any discount or premium on acquisition and fees or costs that are an integral part of the EIR. The EIR amortisation is included as finance costs in the statement of profit and loss.

This category generally applies to borrowings.

Financial guarantee contracts

Financial guarantee contracts issued by the Company are those contracts that require a payment to be made to reimburse the holder for a loss it incurs because the specified debtor fails to make a payment when due in accordance with the terms of a debt instrument. Financial guarantee contracts are recognised initially as a liability at fair value, adjusted for transaction costs that are directly attributable to the issuance of the guarantee. Subsequently, the liability is measured at the higher of the amount of loss allowance determined as per impairment requirements of Ind AS 109 and the amount recognised less cumulative amortisation.

De-recognition

A financial liability is derecognised when the obligation under the liability is discharged or cancelled or expires. When an existing financial liability is replaced by another from the same lender on substantially different terms, or the terms of an existing liability are substantially modified, such an exchange or modification is treated as the de recognition of the original liability and the recognition of a new liability. The difference in the respective carrying amounts is recognised in the statement of profit and loss.

Reclassification of financial assets

The Company determines classification of financial assets and liabilities on initial recognition. After initial recognition, no reclassification is made for financial assets which are equity instruments and financial liabilities. For financial assets which are debt instruments, a reclassification is made only if there is a change in the business model for managing those assets. Changes to the business model are expected to be infrequent. The Company's senior management determines change in the business model as a result of external or internal changes which are significant to the Company's operations. Such changes are evident to external parties. A change in the business model occurs when the Company either begins or ceases to perform an activity that is significant to its operations. If the Company reclassifies financial assets, it applies the reclassification prospectively from the reclassification date which is the first day of the immediately next reporting period following the change in business model. The Company does not restate any previously recognised gains, losses (including impairment gains or losses) or interest.


Offsetting of financial instruments

Financial assets and financial liabilities are offset and the net amount is reported in the balance sheet if there is a currently enforceable legal right to offset the recognised amounts and there is an intention to settle on a net basis, to realise the assets and settle the liabilities simultaneously.

o. Redeemable cumulative preference shares

Redeemable cumulative preference shares are separated into liability and equity components based on the terms of the contract.

On issuance of the redeemable cumulative preference shares, the fair value of the liability component is determined using a market rate for an equivalent non-convertible instrument. This amount is classified as a financial liability measured at amortised cost (net of transaction costs) until it is extinguished on redemption.



Suzlon Global Services Limited (formerly known as Suzlon Structures Limited)

Notes to financial statements for the year ended March 31, 2017

All amounts in Rupees Crore, unless otherwise stated

The remainder of the proceeds is allocated to the conversion option that is recognised and included in equity since conversion option meets Ind AS 32 criteria for fixed to fixed classification. Transaction costs are deducted from equity, net of associated income tax. The carrying amount of the conversion option is not re-measured in subsequent years.

Transaction costs are apportioned between the liability and equity components of the redeemable cumulative preference shares based on the allocation of proceeds to the liability and equity components when the instruments are initially recognised.

p. Earnings/ (loss) per share

Basic earnings / (loss) per share are calculated by dividing the net profit / (loss) for the year attributable to equity shareholders (after deducting preference dividends and attributable taxes) by the weighted average number of equity shares outstanding during the period. The weighted average number of equity shares outstanding during the period are adjusted for any bonus shares issued during the year and also after the balance sheet date but before the date the financial statements are approved by the board of directors. For the purpose of calculating diluted earnings / (loss) per share, the net profit / (loss) for the period attributable to equity shareholders and the weighted average number of shares outstanding during the period are adjusted for the effects of all dilutive potential equity shares.

The number of equity shares and potentially dilutive equity shares are adjusted for bonus shares as appropriate. The dilutive potential equity shares are adjusted for the proceeds receivable, had the shares been issued at fair value. Dilutive potential equity shares are deemed converted as of the beginning of the period, unless issued at a later date.

q. Cash and cash equivalents

Cash and cash equivalents in the balance sheet comprise cash at banks and in hand and short-term deposits with an original maturity of three months or less, which are subject to an insignificant risk of changes in value.

r. Impairment of non-financial assets

The Company assesses at each reporting date whether there is an indication that an asset may be impaired. If any indication exists, or when annual impairment testing for an asset is required, the Company estimates the asset's recoverable amount. An asset's recoverable amount is the higher of an asset's or cash-generating unit's ('CGU') net selling price and its value in use. The recoverable amount is determined for an individual asset, unless the asset does not generate cash inflows that are largely independent of those from other assets or groups of assets. Where the carrying amount of an asset or CGU exceeds its recoverable amount, the asset is considered impaired and is written down to its recoverable amount. Impairment losses are recognised in the statement of profit and loss.

In assessing value in use, the estimated future cash flows are discounted to their present value using a pre-tax discount rate that reflects current market assessments of the time value of money and the risks specific to the asset. In determining net selling price, recent market transactions are taken into account, if available. If no such transactions can be identified, an appropriate valuation model is used.

After impairment, depreciation is provided on the revised carrying amount of the asset over its remaining useful life.

The impairment loss recognised in prior accounting periods is reversed if there has been a change in estimates of recoverable amount. The carrying value after reversal is not increased beyond the carrying value that would have prevailed by charging usual depreciation if there was no impairment.



Suzlon Global Services Limited (formerly known as Suzlon Structures Limited)

Notes to financial statements for the year ended March 31, 2017

All amounts in Rupees Crore, unless otherwise stated

s. Contingent liabilities

A contingent liability is a possible obligation that arises from past events and whose existence will be confirmed only by the occurrence or non-occurrence of one or more uncertain future events not wholly within the control of the entity or a present obligation that arises from past events but is not recognised because it is not probable that an outflow of resource embodying economic benefit will be required to settle the obligation or the amount of the obligation cannot be measured with sufficient reliability.

The Company does not recognise a contingent liability but discloses it as per Ind AS 37 in the financial statements unless the possibility of an outflow of resources embodying economic benefit is remote.

3. Significant accounting judgements, estimates and assumptions

The preparation of the Company's financial statements requires management to make judgements, estimates and assumptions that affect the reported amounts of revenues, expenses, assets and liabilities, and the accompanying disclosures, and the disclosure of contingent liabilities. Uncertainty about these assumptions and estimates could result in outcomes that require a material adjustment to the carrying amount of assets or liabilities affected in future periods.

a. Significant judgements in applying the Company's accounting policy

In the process of applying the Company's accounting policies, management has made the following judgements, which have the most significant effect on the amounts recognised in the financial statements:

Financial guarantee

Suzlon Energy Limited ('SEL') with its six Indian subsidiaries and a jointly controlled entity have given stand by letter of credit which has been recognised as financial guarantee by SEL. SEL believes that the relevant overseas subsidiary (in whose favour SBLC has been issued) will be able to refinance the obligation and meet its financial obligations. Please refer to Note 33(b) for further details.

Revenue recognition and presentation

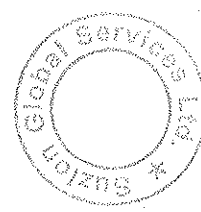
The Company assesses its revenue arrangements against specific criteria, i.e. whether it has exposure to the significant risks and rewards associated with the sale of goods or the rendering of services, in order to determine if it is acting as principal or as an agent. When deciding the most appropriate basis for presenting revenue or costs of revenue, both the legal form and substance of the agreement between the Company and its business partners are reviewed to determine each party's respective role in the transaction.

b. Significant accounting estimates and assumptions

The key assumptions concerning the future and other key sources of estimation uncertainty at the reporting date, that have a significant risk of causing a material adjustment to the carrying amounts of assets and liabilities within the next financial year, are described below. Uncertainty about these assumption and estimates could result in outcomes that require a material adjustment to the carrying amount of assets or liabilities affected in future periods.

Allowance for trade receivables

Trade receivables do not carry any interest and are stated at their normal value as reduced by appropriate allowances for estimated irrecoverable amounts.. The Company recognises impairment loss allowance based on lifetime ECLs at each reporting date, right from its initial recognition. For recognition of impairment loss on other financial assets and risk exposure, the Company determines that whether there has been a significant increase in the credit risk since initial recognition.



Suzlon Global Services Limited (formerly known as Suzlon Structures Limited)

Notes to financial statements for the year ended March 31, 2017

All amounts in Rupees Crore, unless otherwise stated

Share-based payments

Estimating fair value for share-based payment transactions requires determination of the most appropriate valuation model, which is dependent on the terms and conditions of the grant. This estimate also requires determination of the most appropriate inputs to the valuation model including the expected life of the share option, volatility and dividend yield and making assumptions about them. The assumptions and models used for estimating fair value for share-based payment transactions are disclosed in Note 30.

Taxes

Deferred tax assets are recognised for all unused tax losses to the extent that it is probable that taxable profit will be available against which the losses can be utilised. Significant management judgement is required to determine the amount of deferred tax assets that can be recognised, based upon the likely timing and the level of future taxable profits, future tax planning strategies. The Company has unabsorbed depreciation, unabsorbed business loss, unutilised MAT and credit and capital loss details which are given in Note 26. The unabsorbed depreciation can be carried forward indefinitely. The business loss can be carried forward for 8 years, MAT credit for 15 years and capital loss for 8 years. Majority of business losses will expire in between March 2020 to March 2022, MAT credit between March 2022 to March 2023 and capital loss in between March 2022 to March 2023. As there are not certain taxable temporary differences, the Company has not recognised deferred tax assets on conservative basis. Refer Note 26

Defined benefit plans (gratuity benefits)

The cost of the defined benefit gratuity plan and the present value of the gratuity obligation are determined using actuarial valuations. An actuarial valuation involves making various assumptions that may differ from actual developments in the future. These include the determination of the discount rate, future salary increases and mortality rates. Due to the complexities involved in the valuation and its long-term nature, a defined benefit obligation is highly sensitive to changes in these assumptions. All assumptions are reviewed at each reporting date.

The parameter most subject to change is the discount rate. In determining the appropriate discount rate for plans operated, the management considers the interest rates of government bonds in currencies consistent with the currencies of the post-employment benefit obligation.

The estimates of future salary increases take into account the inflation, seniority, promotion and other relevant factors


Further details about gratuity obligations are given in Note 29.

Fair value measurement of financial instruments

When the fair values of financial assets and financial liabilities recorded in the balance sheet cannot be measured based on quoted prices in active markets, their fair value is measured using valuation techniques including the DCF model. The inputs to these models are taken from observable markets where possible, but where this is not feasible, a degree of judgement is required in establishing fair values. Judgements include considerations of inputs such as liquidity risk, credit risk and volatility. Changes in assumptions about these factors could affect the reported fair value of financial instruments.

Property, plant and equipment

Refer Note 2.3 f for the estimated useful life of property, plant and equipment. The carrying value of property, plant and equipment has been disclosed in Note 5.



Suzlon Global Services Limited (formerly known as Suzlon Structures Limited)

Notes to financial statements for the year ended March 31, 2017

All amounts in Rupees Crore, unless otherwise stated

Recompense liability

The Company is in negotiation with CDR lenders for a voluntary exit from CDR scheme. The Company has recognised recompense liability payable to CDR lenders based on reasonable estimate which is derived considering possibility certain scenarios and assumptions in relation to interest rate, waiver in recompense, timing of loan repayment and CDR Exit etc. The amount payable by the Company as recompense is dependent on various factors and also on discussions and negotiations with the CDR lenders. Refer Note 15a.

4. First-time adoption of Ind AS

These financial statements, for the year ended March 31, 2017, are the first the Company has prepared in accordance with Ind AS. For periods up to and including the year ended March 31, 2016, the Company prepared its financial statements in accordance with accounting standards notified under section 133 of the Companies Act 2013, read together with paragraph 7 of the Companies (Accounts) Rules, 2014 ('IGAAP').

Accordingly, the Company has prepared financial statements which comply with Ind AS applicable for periods ending on March 31, 2017, together with the comparative period data as at and for the year ended March 31, 2016, as described in the summary of significant accounting policies. In preparing these financial statements, the Company's opening balance sheet is prepared as at April 1, 2015, the Company's date of transition to Ind AS. This note explains the principal adjustments made by the Company in restating its Indian GAAP ('I GAAP') financial statements, including the balance sheet as at April 1, 2015 and the financial statements as at and for the year ended March 31, 2016.

Exemptions applied

Ind AS 101 allows first-time adopters certain exemptions from the retrospective application of certain requirements under Ind AS. The Company has applied the following exemptions:

- Since there is no change in the functional currency, the Company has elected to continue with the carrying value for all of its property, plant and equipment and intangible assets as recognised in its I GAAP financials as deemed cost at the transition date.
- Ind AS 102 share-based payment has not been applied to equity instruments in share-based payment transactions that vested before April 1, 2015.
- Appendix C to Ind AS 17 requires an entity to assess whether a contract or arrangement contains a lease. In accordance with Ind AS 17, this assessment should be carried out at the inception of the contract or arrangement. However, the Company has used Ind AS 101 exemption and assessed all arrangements based for embedded leases based on conditions in place as at the date of transition.
- The Company has applied the requirements for de-recognition of financial instruments, as required in Ind AS 109 financial instruments prospectively for financial transactions occurring on or after April 1, 2015, the date of transition to Ind AS.
- The Company has applied classification and measurement of financial assets on the basis of facts and circumstances that existed on the date of transition to Ind AS.

Estimates

The estimates at April 1, 2015 and at March 31, 2016 are consistent with those made for the same dates in accordance with IGAAP (after adjustments to reflect any differences in accounting policies):

The estimates used by the Company to present these amounts in accordance with Ind AS reflect conditions at April 1, 2015, the date of transition to Ind AS and as of March 31, 2016.



Suzlon Global Services Limited (formerly known as Suzlon Structures Limited)

Notes to financial statements for the year ended March 31, 2017

All amounts in Rupees Crore, unless otherwise stated

Reconciliation of equity as at April 1, 2015 and as at March 31, 2016

Particulars	Notes	April 1, 2015			March 31, 2016		
		GAAP	Adjustments	Ind AS	GAAP	Adjustments	Ind AS
Assets							
Non-current assets							
Property, plant and equipment		28.80	-	28.80	92.22	-	92.22
Intangible assets		-	-	-	2,549.09	-	2,549.09
Capital work-in-progress		0.25	-	0.25	3.41	-	3.41
Financial assets							
Investments		0.00*	-	0.00*	0.00*	-	0.00*
Other financial assets		4.03	-	4.03	4.56	-	4.56
Other non-current assets		0.22	-	0.22	17.92	-	17.92
		33.30	-	33.30	2,667.20	-	2,667.20
Current assets							
Inventories		65.45	-	65.45	310.55	-	310.55
Financial assets							
Trade receivables	a	37.16	(0.37)	36.79	286.16	(2.86)	283.30
Cash and cash equivalents		0.08	-	0.08	13.12	-	13.12
Other financial assets		1.04	-	1.04	57.28	-	57.28
Other current assets		1.52	-	1.52	19.31	-	19.31
		105.25	(0.37)	104.88	686.42	(2.86)	683.56
Total assets		138.55	(0.37)	138.18	3,353.62	(2.86)	3,350.76
Equity and liabilities							
Equity							
Equity share capital		29.37	(10.00)	19.37	39.37	(10.00)	19.37
Other equity		18.90	(4.14)	14.76	936.02	(8.17)	927.85
		48.27	(14.14)	34.13	975.39	(18.17)	957.22
Non-current liabilities							
Financial liabilities							
Borrowings	d,e	5.56	8.96	14.52	-	9.94	9.94
Provisions		2.90	-	2.90	14.30	-	14.30
		8.46	8.96	17.42	14.30	9.94	24.24
Current liabilities							
Financial liabilities							
Borrowings	d	46.52	-	46.52	613.20	-	613.20
Trade payables		32.67	-	32.67	251.71	-	251.71
Other financial liabilities		1.68	4.81	6.49	1,251.46	5.37	1,256.83
Other current liabilities		0.40	-	0.40	93.56	-	93.56
Due to customers		-	-	-	66.48	-	66.48
Provisions		0.55	-	0.55	87.52	-	87.52
		81.82	4.81	86.63	2,363.93	5.37	2,369.30
Total equity and liabilities		138.55	(0.37)	138.18	3,353.62	(2.86)	3,350.76

* Less than Rs 0.01 Crore



Suzlon Global Services Limited (formerly known as Suzlon Structures Limited)

Notes to financial statements for the year ended March 31, 2017

All amounts in Rupees Crore, unless otherwise stated

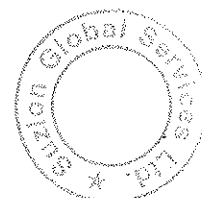
Reconciliation of profit or loss for the year ended March 31, 2016

Particulars	Notes	March 31, 2016		
		I GAAP	Adjustments	Ind AS
Income				
Revenue from operations		246.06	-	246.06
Other operating income		2.29	-	2.29
Other income		0.53	-	0.53
		248.88	-	248.88
Expenses				
Cost of raw materials and components consumed		167.18	-	167.18
Purchases of stock-in-trade		3.76	-	3.76
Changes in inventories of finished goods, work-in-progress and stock-in-trade		21.48	-	21.48
Employee benefits expenses	b, c	14.31	1.18	15.49
Depreciation and amortisation expenses		5.83	-	5.83
Finance costs	h	6.56	1.54	8.10
Other expenses		30.48	2.49	32.97
		249.60	5.21	254.81
Profit / (loss) before tax		(0.72)	(5.21)	(5.93)
Tax expense		(0.01)	-	(0.01)
Profit/ (loss) after tax		(0.71)	(5.21)	(5.92)
Other comprehensive income	f			
Item that will not be reclassified to profit or loss in subsequent periods :				
Re-measurements of the defined benefit plans	b	-	(0.12)	(0.12)
Income tax effect on the above		-	-	-
		-	(0.12)	(0.12)
Items that will be reclassified to profit or loss in subsequent periods :		-	-	-
Other comprehensive income for the year, net of tax		-	(0.12)	(0.12)
Total comprehensive income for the year		(0.71)	(5.33)	(6.04)

Notes to the reconciliation of equity as at April 1, 2015 and March 31, 2016 and profit or loss for the year ended March 31, 2016:

a) Trade receivables

Under IGAAP, the Company has created provision for impairment of receivables only in respect of specific amount for incurred losses. Under Ind AS, impairment allowance has been determined based on expected credit loss model ('ECL'). Due to ECL model, the Company impaired its trade receivable which has been adjusted against retained earnings.



Suzlon Global Services Limited (formerly known as Suzlon Structures Limited)

Notes to financial statements for the year ended March 31, 2017

All amounts in Rupees Crore, unless otherwise stated

b) Defined benefit obligations

Both under I GAAP and Ind AS, the Company recognised costs related to its post-employment defined benefit plan on an actuarial basis. Under I GAAP, the entire cost, including actuarial gains and losses, are charged to profit or loss. Under Ind AS, re-measurements comprising of actuarial gains and losses, the effect of the asset ceiling, excluding amounts included in net interest on the net defined benefit liability and the return on plan assets excluding amounts included in net interest on the net defined benefit liability are recognised immediately in the balance sheet with a corresponding debit or credit to retained earnings through OCI.

c) Share-based payments

Under IGAAP, the Company recognised only the intrinsic value for the employee stock option plan as an expense. Ind AS requires the fair value of the share options to be determined using an appropriate pricing model recognised over the vesting period. Share options which were granted before and still vesting at April 1, 2015, have been recognised as a separate component of equity in share option outstanding account against retained earnings at April 1, 2015.

d) Borrowings

Under IGAAP, transaction costs incurred in connection with borrowings are amortised upfront and charged to profit or loss for the period. Under Ind AS, transaction costs are included in the initial recognition amount of financial liability and charged to profit or loss using the effective interest method.

e) Redeemable cumulative preference shares

The Company has issued redeemable cumulative preference shares ('RCPS'). The RCPS carry a cumulative dividend which is non-discretionary. Under I GAAP, the CCPS were classified as equity and dividend payable thereon was treated as distribution of profit.

Under Ind AS, RCPS are separated into liability and equity components based on the terms of the contract. Interest on liability component is recognised using the effective interest method.

f) Other comprehensive income

Under IGAAP, the Company has not presented other comprehensive income (OCI) separately. Hence, it has reconciled IGAAP profit or loss to profit or loss as per Ind AS. Further, IGAAP profit or loss is reconciled to total comprehensive income as per Ind AS.

g) Statement of cash flows

The transition from IGAAP to Ind AS has not had a material impact on the statement of cash flows.

h) Recompense liability

The Company is in negotiation with CDR lenders for a voluntary exit from CDR scheme. The Company has recognised recompense liability payable to CDR lenders based on reasonable estimate which is derived considering possibility certain scenarios and assumptions in relation to interest rate, waiver in recompense, timing of loan repayment and CDR exit etc. The amount payable by the Company as recompense is dependent on various factors and also on discussions and negotiations with the CDR lenders. The Company has recognised the present value of estimated recompense liability on the date of transition and the unwinding cost has been recognised as part of finance cost in subsequent periods.



Suzlon Global Services Limited (formerly known as Suzlon Structures Limited)

Notes to financial statements for the year ended March 31, 2017

All amounts in Rupees Crore, unless otherwise stated

i) Restructuring cost

The Company had restructured its outstanding loans under the Corporate Debt Restructuring ('CDR') Scheme approved by CDR Empowered Group. In connection of this restructuring, the Group incurred certain costs such as consultancy fees, legal fees etc. Thus, on transition date, the transaction costs which were recorded as a prepaid asset under previous GAAP has been de-recognised as it does not meet the asset recognition criteria under Ind AS.

j) Reclassification of loans and advances and other assets

	March 31, 2016		April 1, 2015	
	Non-current	Current	Non-current	Current
Classification as per IGAAP				
Loans and advances	19.22	28.95	1.00	2.24
Other asset	3.26	47.64	3.25	0.32
	22.48	76.59	4.25	2.56
Classification as per Ind AS				
Other financial assets	4.56	57.28	4.03	1.04
Other assets	17.92	19.31	0.22	1.52
	22.48	76.59	4.25	2.56

Loans and advances under IGAAP has been primarily reclassified to other assets, as advance recoverable in kind (Non-Current: March 31, 2016: Rs 17.92 Crore, April 01, 2015: Rs 0.22 Crore, Current: March 31, 2016: Rs 18.09 Crore, April 01, 2015: Rs 1.42 Crore).

Reclassification of trade payables and liabilities

	March 31, 2016		April 1, 2015	
	Non-current	Current	Non-current	Current
Classification as per IGAAP				
Other liabilities	-	1,411.50	-	2.08
Trade payable	-	251.71	-	32.67
	-	1,663.21	-	34.75
Classification as per Ind AS				
Other financial liabilities	-	1,251.46	-	1.68
Trade payable	-	251.71	-	32.67
Due to customer	-	66.48	-	-
Other liabilities	-	93.56	-	0.40
	-	1,663.21	-	34.75

Other liabilities has been primarily reclassified to other financial liabilities as payable against OMS business (Current: March 31, 2016 – Rs 1,246.58 Crore, April 01, 2015: Rs Nil) and other liabilities as advance from customers (Current: March 31, 2016: Rs 64.15 Crore, April 01, 2015: Rs 0.02 Crore).



Suzlon Global Services Limited (formerly known as Suzlon Structures Limited)

Notes to financial statements for the year ended March 31, 2017

All amounts in Rupees Crore, unless otherwise stated


5. Property, plant and equipment

Particulars	Gross block			Accumulated depreciation			Net block	
	As at April 1, 2015	Additions	Disposals	As at April 1, 2015	Charge for the year	Disposals	As at March 31, 2016	As at April 1, 2015
Freehold land	1.27	0.23	18.01	-	-	-	19.51	1.27
Leasehold improvements	0.28	-	0.00*	-	0.02	-	0.26	0.28
Buildings	8.12	-	21.64	-	0.82	-	28.94	8.12
Plant and machinery	9.75	0.89	22.01	-	1.74	-	30.91	9.75
Windfarm plant and machinery	9.22	-	-	-	1.46	-	7.76	9.22
Computers	0.01	0.19	2.80	-	0.07	-	2.93	0.01
Office equipments	0.05	0.06	-	-	0.05	-	0.06	0.05
Furniture and fixtures	0.10	0.11	1.51	-	0.06	-	1.66	0.10
Vehicles	0.00*	-	0.19	-	0.00*	-	0.19	0.00*
	28.80	1.48	66.16	-	4.22	-	92.22	28.80

Particulars	Gross block			Accumulated depreciation			Net block	
	As at April 1, 2016	Additions	Disposals	As at April 1, 2016	Charge for the year	Disposals	As at March 31, 2017	As at March 31, 2016
Freehold land	19.51	0.95	1.50	-	-	-	18.96	19.51
Leasehold improvements	0.28	-	-	0.02	0.02	-	0.24	0.26
Buildings	29.76	1.17	8.11	0.82	1.84	0.81	20.97	28.94
Plant and machinery	32.65	5.83	10.56	1.74	5.83	1.66	22.01	30.91
Windfarm plant and machinery	9.22	-	-	1.46	1.24	-	6.52	7.76
Computers	3.00	3.31	0.20	0.07	2.33	0.07	3.78	2.93
Office equipments	0.11	0.85	0.10	0.05	0.31	0.05	0.55	0.06
Furniture and fixtures	1.72	0.96	0.21	0.06	0.86	0.06	1.61	1.66
Vehicles	0.19	-	0.00*	0.00*	0.05	0.00*	0.14	0.19
	96.44	13.07	20.68	4.22	12.48	2.65	74.78	92.22

* Less than Rs 0.01 Crore

- a) For property, plant and equipment existing on April 1, 2015, i.e. its date of transition to Ind AS, the Company had considered IGAAP carrying value as deemed costs. Refer Note 4 on first time adoption.
- b) Buildings include those constructed on leasehold land.
- c) For contractual commitment with respect to property, plant and equipment refer Note 32.
- d) For details of property, plant and equipment given as security to lenders refer Note 15(c).



Suzlon Global Services Limited (formerly known as Suzlon Structures Limited)

Notes to financial statements for the year ended March 31, 2017

All amounts in Rupees Crore, unless otherwise stated

Capital work in progress:

Capital work in progress as at March 31, 2017 Rs 3.72 Crore (March 31, 2016: Rs 3.41 Crore; April 1 2015: Rs 0.25 Crore), primarily includes building and plant and machineries under construction.

6. Goodwill and other intangible assets

Particulars	Gross block			Accumulated depreciation			Net block	
	As at April 1, 2015	Additions	Disposals	As at April 1, 2016	Charge for the year	As at March 31, 2016	As at March 31, 2016	As at April 1, 2015
Goodwill	-	-	-	2,550.66	1.61	1.61	2,549.05	-
SAP and other software	-	-	-	0.04	0.00*	-	0.04	-
	-	-	-	2,550.70	1.61	1.61	2,549.09	-

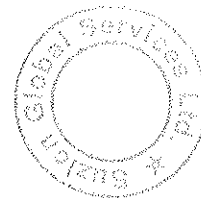

Particulars	Gross block			Accumulated depreciation			Net block	
	As at April 1, 2016	Additions	Disposals	As at March 31, 2017	Charge for the year	As at March 31, 2017	As at March 31, 2017	As at March 31, 2016
Goodwill	2,550.66	-	-	2,550.66	588.49	-	1,960.56	2,549.05
SAP and other software	0.04	0.12	-	0.16	0.03	-	0.13	0.04
	2,550.70	0.12	-	2,550.82	588.52	-	1,960.69	2,549.09

a) For intangibles existing on April 1, 2015, i.e. its date of transition to Ind AS, the Company had considered IGAAP carrying value as deemed costs.

b) For details of intangible assets given as security to lenders refer Note 15(c).

c) Depreciation and amortisation expenses details:

	March 31, 2017	March 31, 2016
Depreciation on property, plant and equipment (refer Note 5)	12.48	4.22
Amortisation of intangible assets (refer Note 6)	588.52	1.61
Total	601.00	5.83



Suzlon Global Services Limited (formerly known as Suzlon Structures Limited)

Notes to financial statements for the year ended March 31, 2017

All amounts in Rupees Crore, unless otherwise stated

7. Investments

	March 31, 2017	March 31, 2016	April 1, 2015
Non-current investment			
Investments in Government or trust securities (unquoted)	0.00*	0.00*	0.00*
	0.00*	0.00*	0.00*

* Less than Rs 0.01 Crore

8. Trade receivables

	March 31, 2017	March 31, 2016	April 1, 2015
Non-current			
Unsecured, considered doubtful	19.78	27.28	-
Less : Impairment allowance	(19.78)	(27.28)	-
Total	-	-	-
Current			
Unsecured, considered good	242.50	286.16	37.16
Less : Impairment allowance	(2.42)	(2.86)	(0.37)
Total	240.08	283.30	36.79

Trade receivables include receivable of Rs 3.83 Crore (March 31, 2016: Rs 0.01 Crore, April 1, 2015: Nil Crore) from fellow subsidiary, Rs 0.01 Crore (March 31, 2016: Rs Nil, April 1 2015, Rs Nil) from entities where KMP and RKMP has significant influence.

9. Other financial assets

	March 31, 2017	March 31, 2016	April 1, 2015
Non-current			
Bank balances (refer Note below)	0.01	3.25	3.25
Security deposits (unsecured, considered good)	1.37	1.31	0.78
Interest accrued on deposits, loans and advances	0.00*	0.00*	0.00*
Total	1.38	4.56	4.03
Current			
Security deposits (unsecured, considered good)	-	1.01	0.00*
Loans and advances to employees	0.49	0.33	-
Interest accrued on deposits, loans and advances	-	0.14	0.15
Income accrued but not due	43.60	45.17	-
Advances recoverable in cash (unsecured, considered good)	7.40	8.30	0.72
Other assets	4.21	2.33	0.17
Total	55.70	57.28	1.04

* Less than Rs 0.01 Crore



Suzlon Global Services Limited (formerly known as Suzlon Structures Limited)

Notes to financial statements for the year ended March 31, 2017

All amounts in Rupees Crore, unless otherwise stated

Bank balances represents margin money deposits, which are subject to first charge towards non-fund facilities from borrowers.

For details of financial assets given as security to lenders refer Note 15(c).

All the financial assets are disclosed at amortised cost.

10. Other assets

	March 31, 2017	March 31, 2016	April 1, 2015
Non-current			
Advances recoverable in kind (unsecured, considered good)	0.44	0.06	-
Advance income tax (net of provisions)	18.76	17.64	-
Balances with government authorities	-	0.22	0.22
Total	19.20	17.92	0.22
Current			
Advance income tax (net of provisions)	15.43	6.98	-
Prepaid expenses	7.18	1.23	0.10
Balances with government authorities	5.87	11.10	1.42
Total	28.48	19.31	1.52

For details of other assets given as security to lenders refer Note 15(c).


11. Inventories (valued at lower of cost and net realisable value)

	March 31, 2017	March 31, 2016	April 1, 2015
Raw materials (including goods in transit Rs 5.19 Crore (March 31, 2016: Rs 6.50 Crore; April 1, 2015: Rs Nil)	313.14	282.35	17.43
Finished goods, semi-finished goods and work-in-progress	-	22.77	44.25
Stores and spares	13.83	2.98	2.40
Consumables and packing material	-	2.45	1.37
Total	326.97	310.55	65.45

For details of inventories given as security to lenders refer Note 15(c).

12. Cash and cash equivalents

	March 31, 2017	March 31, 2016	April 1, 2015
Balances with banks in current accounts	8.01	13.03	0.07
Cash on hand	0.09	0.09	0.01
Total	8.10	13.12	0.08



Suzlon Global Services Limited (formerly known as Suzlon Structures Limited)

Notes to financial statements for the year ended March 31, 2017

All amounts in Rupees Crore, unless otherwise stated

For details of cash and cash equivalents given as security to lenders refer Note 15(c)

There are no restrictions with regard to cash and cash equivalents as the end of the reporting period and prior period.

12.1 Disclosure on Specified Bank Notes

During the year, the Company had Specified Bank Notes (SBNs) or other denomination notes as defined in the MCA Notification, G.S.R. 308(E), dated March 31, 2017. The details of SBNs held and transacted during the period from November 8 2016 to December 30, 2016, the denomination-wise SBNs and other notes as per the notification are as follows:

Particulars	SBNs*	(In Rs)	
		Other denomination notes	Total
Closing cash on hand as on November 8, 2016	4,82,000	17,28,808,	22,10,808
Add: Amount withdrawn from banks	-	5,65,774	5,65,774
Add: Permitted receipts	-	43,893	43,893
Less : Permitted payments	-	12,35,861	12,35,861
Less: Amount deposited in banks	4,82,000	-	4,82,000
Closing cash on hand as on December 30, 2016	-	11,02,614	11,02,614

* For the purposes of this clause, the term "Specified Bank Notes" shall have the same meaning provided in the notification of the Government of India, in the Ministry of Finance, Department of Economic Affairs number S.O. 3407(E), dated November 8, 2016.

13. Equity share capital

	March 31, 2017	March 31, 2016	April 1, 2015
Authorised share-capital			
245,050,000 (March 31, 2016: 35,000,000, April 1, 2015: 20,000,000) equity shares of Rs 10 each.	245.05	35.00	20.00
Issued, subscribed and fully paid-up shares			
29,366,800 (March 31, 2016: 29,366,800; April 1, 2015: 19,366,800) equity shares of Rs10 each fully paid.	29.37	29.37	19.37

a. Reconciliation of the equity shares outstanding at the beginning and at the end of the financial year

	March 31, 2017		March 31, 2016	
	Number of shares (Crore)	Rs in Crore	Number of shares (Crore)	Rs in Crore
Equity shares				
At the beginning of the year	2.94	29.37	1.94	19.37
Issued during the year	-	-	1.00	10.00
Outstanding at the end of the year	2.94	29.37	2.94	29.37



Suzlon Global Services Limited (formerly known as Suzlon Structures Limited)

Notes to financial statements for the year ended March 31, 2017

All amounts in Rupees Crore, unless otherwise stated

b. Terms/ rights attached to equity shares

The Company has only one class of equity shares having a par value of Rs 10 each. Each holder of equity shares is entitled to one vote per share. The Company declares and pays dividends in Indian rupees. The dividend proposed, if any, by the Board of Directors is subject to approval of the shareholders in the ensuing Annual General Meeting.

In the event of liquidation of the Company, the holder of equity shares will be entitled to receive remaining assets of the Company, after distribution of all preferential amounts. The distribution will be in proportion to the number of equity shares held by the shareholders.

c. Details of shareholders holding more than 5% equity shares in the Company:

Name of the shareholder	March 31, 2017		March 31, 2016	
	Number of shares (Crore)	% holding	Number of shares (Crore)	% holding
Suzlon Energy Limited				
Equity shares of Rs. 10 each fully paid	2.94	100%	2.94	100%

Note: As per records of the Company, including its register of shareholders / members and other declarations received from shareholders regarding beneficial interest, the above shareholding represents both legal and beneficial ownership of shares.

14. Other equity

Refer statement of changes in equity for detailed movement in other equity balance.

	March 31, 2017	March 31, 2016	April 1, 2015
General reserve	1.75	1.75	1.75
Securities premium	922.20	922.20	4.37
Share option outstanding account	1.47	1.30	-
Retained earnings	(461.00)	(4.06)	1.86
Other comprehensive income	(3.16)	(0.12)	-
Compulsorily convertible debentures	400.00	-	-
Equity component of convertible preference shares	6.78	6.78	6.78
Total	868.04	927.85	14.76

Nature and purposes of other reserves:

a) General reserve

The Company has transferred a portion of the net profit of the company before declaring dividend or a portion of net profit kept separately for future purpose is disclosed as general reserve.

b) Securities premium

Securities premium reserve is used to record the premium on issue of shares. The reserve is utilised in accordance with the provisions of the Companies Act, 2013.



Suzlon Global Services Limited (formerly known as Suzlon Structures Limited)

Notes to financial statements for the year ended March 31, 2017

All amounts in Rupees Crore, unless otherwise stated

c) Share option outstanding account

The share-based payment reserve is used to recognise the value of equity-settled share-based payments provided to employees, including key management personnel, as part of their remuneration.

d) Compulsory convertible debentures

The compulsory convertible debentures has been classified as compound instrument. This instrument has been split between equity and liability by primarily valuing the liability portion without equity conversion options. The balance between instrument value and liability component has been the value of equity conversion options.

15. Borrowings

	March 31, 2017	March 31, 2016	April 1, 2015
Non-current			
Term loan from banks (secured)	-	-	5.56
Liability component of compulsory convertible preference shares (unsecured)	11.04	9.94	8.96
Total	11.04	9.94	14.52
Current			
Loans and advances from related parties (unsecured)	1,344.39	480.63	0.12
Working capital facilities from banks and others (secured)	46.76	132.57	46.40
Total	1,391.15	613.20	46.52

a) Corporate debt restructuring ('CDR')

During the financial year ended March 31, 2013, Suzlon Energy Limited ('SEL') along with its identified domestic subsidiaries and a jointly controlled entity collectively referred to as the 'Borrowers' and individually as the 'Borrower', had restructured various financial facilities (restructured facilities) from the secured CDR lenders under the Corporate Debt Restructuring Proposal. Pursuant to approval of CDR Package by the CDR Empowered Group ('CDR EG'), the implementation of the CDR package was formalised upon execution of Master Restructuring Agreement (MRA) between the CDR Lenders and Borrowers during the financial year ending March 31, 2013. The MRA inter-alia covers the provisions to govern the terms and conditions of restructured facilities.

The key features of the CDR package are as follows:

- Repayment of Restructured Term Loans ('RTL') after moratorium of 2 years from cut-off date in 32 structured quarterly instalments commencing from December 2014 to September 2022. The moratorium period of 2 years has expired on September 30, 2014.
- Conversion of various irregular / outstanding / devolved financial facilities into Working Capital Term Loan ('WCTL') and the repayment terms of which are in similar to that of RTL with enabling mandatory prepayment obligations on realisation of proceeds from certain asset sale and capital infusion.
- Restructuring of existing fund based and non-fund based working capital facilities, subject to renewal and reassessment every year.



Suzlon Global Services Limited (formerly known as Suzlon Structures Limited)

Notes to financial statements for the year ended March 31, 2017

All amounts in Rupees Crore, unless otherwise stated

- iv. Unpaid interest due on certain existing facilities on cut-off date, interest accrued during the moratorium period on RTL and WCTL and interest on fund based working capital facilities for certain period were to be converted into Funded Interest Term Loans ('FITLs') and which were to be converted into equity shares of the Company.
- v. The rate of interest on RTL, WCTL, FITL and fund based working capital facilities were reduced to 11.00% per annum with reset option in accordance with MRA.
- vi. Waiver of existing events of defaults, penal interest and charges etc. in accordance with MRA.
- vii. Contribution of Rs 250.00 Crore in SEL by promoters, their friends, relatives and business associates as stipulated, conversion of existing promoter's loan of Rs 145.00 Crore into equity shares / CCDs at the price determined in compliance with Securities and Exchange Board of India.

Other key features of the CDR Package are:

- i. Right of Recompense to CDR Lenders for the relief and sacrifice extended, subject to provisions of CDR Guidelines and MRA and;
- ii. SEL to issue equity shares in lieu of sacrifice of the CDR Lenders for the first three years from cut-off date at the price determined in compliance with Securities and Exchange Board of India, if exercised by CDR lenders.

In case of financial facilities availed from the non-CDR Lenders, the terms and conditions shall continue to be governed by the provisions of the existing financing documents.

During the financial year ended March 31, 2015, the restructuring proposal with Power Finance Corporation ('PFC') which is a non-CDR lender was approved by CDR EG. As per the terms of restructuring, the PFC has converted certain portion of interest accrued into FITL I and FITL II. Repayment of outstanding term loan would be in accordance with terms and conditions similar to those of RTL, whereas repayment of FITL I would be made in 32 equal quarterly instalments and should be co-terminus with RTL. Repayment of FITL II would be made in 12 quarterly instalments from December 2022 to September 2025. To give effect to the restructuring a bilateral agreement between the Borrower and PFC was entered into on August 12, 2015.

- b) Loans from related parties comprise of Inter Corporate Deposit from the holding company SEL, which carry interest @11% p.a. which is used for business operations.

c) The details of security for the current and non-current secured loans are as follows:

In case of financial facilities from CDR Lenders in accordance with MRA and non-CDR lenders, RTL of Rs Nil (March 31, 2016: Rs Nil; April 1, 2015: Rs 6.15 Crore) of which Rs Nil (March 31, 2016: Rs Nil; April 1, 2015: Rs 5.56 Crore) classified as long-term borrowings and Rs Nil (March 31, 2016: Rs Nil; April 1, 2015: Rs 0.59 Crore) classified as current maturities of long-term borrowings, fund based working capital facilities of Rs 46.76 Crore (March 31, 2016: Rs 132.57 Crore; April 1, 2015: Rs 46.40 Crore), and non-fund based working capital facilities are secured by first pari passu charge on all chargeable present and future tangible / intangible movable assets of each of the Borrowers, first charge on all chargeable present and future immovable assets (excluding the identified properties) of each of the Borrowers, first charge on all present and future chargeable current assets of each of the Borrowers, first charge over Trust and Retention Account ('TRA') and other bank accounts of the Borrowers, pledge of equity shares held by SEL in its identified domestic subsidiaries and a jointly controlled entity which are forming part of the Borrowers, negative lien over the equity shares held by SEL in SE Forge Limited, pledge on shares of Suzlon Energy Limited, Mauritius ('SELM') held by SEL, negative lien over the equity shares of certain overseas subsidiaries of SEL held by its step down overseas subsidiaries, pledge of certain equity shares of SEL held by its promoters, personal guarantee of the managing director of SEL and limited personal guarantee of an erstwhile director of a fellow subsidiary.



Suzlon Global Services Limited (formerly known as Suzlon Structures Limited)

Notes to financial statements for the year ended March 31, 2017

All amounts in Rupees Crore, unless otherwise stated

In addition to above, the loans outstanding as on March 31, 2015, were secured by pledge of shares of certain overseas subsidiaries held by SEL's step down overseas subsidiaries including pledge of shares of Senvion SE and guarantee by an overseas subsidiary. Post April 29, 2015, the pledged shares and guarantee are cede from the charge.

The rate of interest on cash credit from banks and long-term borrowings is ~11.00% p.a. depending upon the prime lending rate of the bank and financial institutions, wherever applicable, and the interest rate spread agreed with the banks.

16. Trade payables

	March 31, 2017	March 31, 2016	April 1, 2015
Trade payables	97.64	203.79	23.46
Outstanding dues of micro enterprises and small enterprises (refer Note below)	8.91	9.11	0.27
Trade payables to related parties	24.29	38.81	8.94
Total	130.84	251.71	32.67

Details of due to micro and small enterprises as defined under MSMED Act, 2006

Particulars	March 31, 2017	March 31, 2016
Principal amount remaining unpaid to any supplier as at the end of the year	8.91	9.11
Interest due on the above amount	0.10	0.15
Amount of interest paid in terms of section 16 of the Micro, Small and Medium Enterprises Act, 2006	-	-
Amounts of payment made to the suppliers beyond the appointed day during the year	8.28	10.41
Amount of interest due and payable for the period of delay in making payment but without adding the interest specified under this Act	0.39	0.39
Amount of interest accrued and remaining unpaid at the end of the year*	-	-
Amount of further interest remaining due and payable even in the succeeding years, until such date when the interest dues as above are actually paid to the small enterprise	3.04	2.55

* The same has been not accrued in the books of the Company as the amount is not contractually payable.

17. Other financial liabilities

	March 31, 2017	March 31, 2016	April 1, 2015
Current			
Current maturities of long-term borrowings	-	-	0.59
Other liabilities*	27.87	1,256.83	5.90
Total	27.87	1,256.83	6.49

* It primarily includes provision for recompense liability, incentive and bonus payable. As on March 31, 2016, other liabilities includes Rs 1,246.59 Crore payable towards purchase of OMS business undertaking (including interest) of and has been repaid during the year ended March 31, 2017. All the financial liabilities are disclosed at amortised cost.



Suzlon Global Services Limited (formerly known as Suzlon Structures Limited)
Notes to financial statements for the year ended March 31, 2017

All amounts in Rupees Crore, unless otherwise stated

18. Other current liabilities

	March 31, 2017	March 31, 2016	April 1, 2015
Advance from customer	74.47	64.21	0.02
Statutory dues	3.55	0.87	0.16
Other liabilities*	20.76	28.48	0.22
Inter divisional balance	6.00	-	-
Total	104.78	93.56	0.40

* Primarily includes provision for expenses

19. Provisions

	March 31, 2017	March 31, 2016	April 1, 2015
Non-current			
Employee benefits	7.20	14.30	2.90
Total	7.20	14.30	2.90
Current			
Employee benefits	12.27	11.28	0.55
Provision for machine availability	68.88	76.24	-
Total	81.15	87.52	0.55

a. In pursuance of Ind AS 37 - 'Provisions, contingent liabilities and contingent assets', the provisions required have been incorporated in the books of account in the following manner:

Particulars	Machine availability
Opening balance	76.24
	(-)
Additions during the year	109.77
	(-)
Addition on account of merger	-
	(76.24)
Utilisation	60.86
	(-)
Reversal	56.27
	(-)
Closing balance	68.88
	(76.24)

Machine availability provision represents obligation of the Company to compensate the customer in connection with unplanned suspension of operations or the expected outflow of resources against claims for the loss incurred by the customer on account of the wind turbine generator uptime being lower than the specific threshold of the time the grid was available, as defined in the contracts.



Suzlon Global Services Limited (formerly known as Suzlon Structures Limited)

Notes to financial statements for the year ended March 31, 2017

All amounts in Rupees Crore, unless otherwise stated

20. Revenue from operations

	March 31, 2017	March 31, 2016
Income from operations and maintenance service and power generation	954.82	241.00
Scrap sales	5.91	5.06
Total	960.73	246.06

21. Cost of raw materials and components consumed


	March 31, 2017	March 31, 2016
Opening inventory	282.35	17.43
Add : Purchases	314.98	432.10
	597.33	449.53
Less : Closing inventory	313.14	282.35
	284.19	167.18
Purchases of stock-in-trade	-	3.76
Changes in inventories of finished goods, work-in-progress and stock-in-trade		
Opening inventory	22.77	44.25
Less: Closing inventory	(-)	(22.77)
	22.77	21.48

22. Employee benefits expense

	March 31, 2017	March 31, 2016
Salaries, wages, allowances and bonus	114.72	12.84
Contribution to provident fund and other funds (refer Note 29)	4.34	0.77
Share based payments (refer Note 30)	0.17	1.30
Staff welfare expenses	14.23	0.58
Total	133.46	15.49

23. Other expenses

	March 31, 2017	March 31, 2016
Stores and spares consumed	-	6.36
Power and fuel	-	3.64
Factory and site expenses	5.78	0.19
Repairs and maintenance		
Plant and Machinery	1.14	3.15
Building	0.43	0.96
Others	2.70	0.14



Suzlon Global Services Limited (formerly known as Suzlon Structures Limited)

Notes to financial statements for the year ended March 31, 2017

All amounts in Rupees Crore, unless otherwise stated

	March 31, 2017	March 31, 2016
Operation and maintenance charges	11.63	0.03
Job work charges	-	6.67
Rent (refer Note 31)	11.98	0.07
Rates and taxes	3.88	0.04
Machine availability expenditure (refer Note 19(a))	53.50	0.20
Packing expenses	-	1.64
Machinery hire charges	-	2.46
Insurance	3.80	0.33
Advertisement and sales promotion	0.17	-
Freight outward and packing expenses	7.90	0.13
Testing charges	-	0.51
Travelling, conveyance and vehicle expenses	26.70	1.54
Communication expenses	3.59	0.13
Auditors' remuneration and expenses (refer Note below)	0.26	0.04
Consultancy charges	4.06	0.33
CSR, charity and donations	3.55	0.05
Security expenses	43.25	-
Miscellaneous expenses	11.22	1.86
Exchange differences, net	(4.24)	(0.00)*
Impairment allowance	(0.44)	2.49
Bad debts written off	1.69	-
Provision for doubtful debts and advances	(5.35)	-
Loss on assets sold / discarded, net	-	0.01
Total	187.20	32.97

* Less than Rs 0.01 Crore.

The Company has average negative net profit for preceding three financial years so CSR disclosure is not applicable.

Payment to auditors

	March 31, 2017	March 31, 2016
As auditor :		
Statutory audit fees	0.23	0.03
Tax audit fees	0.01	0.01
Reimbursement of out of pocket expenses	0.02	-
Total	0.26	0.04



Suzlon Global Services Limited (formerly known as Suzlon Structures Limited)

Notes to financial statements for the year ended March 31, 2017

All amounts in Rupees Crore, unless otherwise stated

24. Finance costs

	March 31, 2017	March 31, 2016
Interest expenses on:		
Financial liabilities measured at amortised cost		
on term loans	-	0.08
on inter corporate deposits	184.27	0.52
on other financial liabilities	3.65	6.36
Bank charges	1.34	0.59
Compensation in lieu of bank sacrifice	0.62	0.55
Total	189.88	8.10

25. Other income

	March 31, 2017	March 31, 2016
Interest income on		
Bank deposits	0.00*	0.25
Others	-	0.28
Total	0.00	0.53

* Less than Rs 0.01 Crore


26. Income tax

- a. As the Company has tax losses, there is no income tax expense to statement of profit and loss for the year ended March 2017. There is income tax expense of Rs 0.01 Crore in the year ended March 2016.
- b. **Reconciliation of income tax expense and the accounting profit multiplied by India's domestic tax rate for March 31, 2017 and March 31, 2016:**

	March 31, 2017	March 31, 2016
Accounting profit before income tax	(456.94)	(6.15)
Enacted tax rates in India	34.61%	34.61%
Computed tax expense	(158.14)	(2.13)
Non-deductible expenses as per income tax	1.23	0.07
Others	-	0.00
Current year losses on which deferred tax assets not recognised	156.91	2.06
At the effective income tax rate of 34.61% (March 31, 2016: 34.61%)	-	-

c. Carried forward losses

Following are the details of carry forward losses and unused credit on which no deferred tax asset is recognized by the Company. Unabsorbed depreciation is available for offsetting all future taxable profits of the Company. Business loss and capital loss are available for offsetting future taxable profits of the Company for 8 years from the year in which losses arose.



Suzlon Global Services Limited (formerly known as Suzlon Structures Limited)

Notes to financial statements for the year ended March 31, 2017

All amounts in Rupees Crore, unless otherwise stated

Majority of the business losses will expire in between March 2020 to March 2022. Majority of the capital loss will expire in between March 2024 to March 2025. MAT credit will expire in between March 2022 to March 2023.

Particulars	March 31, 2017	March 31, 2016	April 1, 2015
Business loss	-	(7.08)	(7.34)
Unabsorbed depreciation	(784.81)	(191.09)	(13.29)
MAT credit	(0.18)	(0.18)	(0.18)
Total	(784.99)	(198.35)	(20.81)

27. Components of other comprehensive income (OCI)

OCI comprises of re-measurement losses on defined benefit plans of Rs 3.04 Crore (March 31, 2016: Rs 0.12 Crore)

28. Earnings per share (EPS)

	March 31, 2017	March 31, 2016
Basic		
Net profit/ (loss) after tax attributable to equity shareholders	(456.94)	(5.92)
Weighted average number of equity shares	2,93,66,800	1,93,94,197
Basic and diluted earnings* /(loss) per share of face value of Rs 10 each	(155.93)	(3.55)

* Since the earnings/ loss per share computation based on diluted weighted average number of shares is anti-dilutive, the basic and diluted earnings/ loss per share is the same.

29. Post-employment benefit plans

The Company has a defined benefit gratuity plan. Every employee who has completed five or more years of service is eligible for gratuity. Gratuity is computed based on 15 days salary based on last drawn salary for each completed year of service. The scheme is partially funded with an insurance company in the form of a qualifying insurance policy.

Net employees benefit expense recognised in profit or loss and in other comprehensive income:

	March 31, 2017	March 31, 2016
Current service cost	1.56	0.17
Net interest cost	0.16	0.00*
Net defined benefit cost recognised in profit or loss	1.72	0.17
Other comprehensive income		
Re-measurement for the period - Obligation (gain) / loss	2.96	0.13
Re-measurement for the period - Plan assets (gain) / loss	0.08	(0.01)
Total defined benefit cost recognised in OCI	3.04	0.12
Total	4.76	0.29

* Less than 0.01 Crore



Suzlon Global Services Limited (formerly known as Suzlon Structures Limited)

Notes to financial statements for the year ended March 31, 2017

All amounts in Rupees Crore, unless otherwise stated

Changes in the defined benefit obligation:

	March 31, 2017	March 31, 2016
Opening defined benefit obligation	10.34	1.17
Current service cost	1.55	0.17
Interest cost	0.76	0.09
Benefits paid	(1.79)	(0.10)
Acquisition adjustments/ settlement cost	0.26	-
Re-measurement adjustments:		
Actuarial changes arising from changes in financial assumptions	2.96	0.12
Closing defined benefit obligation	14.08	1.45

Changes in the fair value of plan assets:

	March 31, 2017	March 31, 2016
Opening fair value of plan assets	8.18	1.08
Interest income	0.60	0.08
Contributions by employer towards approved fund	0.36	0.09
Benefits paid	(1.79)	(0.10)
Acquisition adjustments/ settlement cost	0.26	-
Re-measurement adjustments:		
Actuarial changes arising from changes in financial assumptions	(0.08)	0.01
Mortality charges and taxes	(0.12)	-
Closing fair value of plan assets	7.41	1.16

Net asset/ (liability) recognised in the balance sheet:

	March 31, 2017	March 31, 2016
Present value of defined benefit obligation as at the end of the period	14.07	1.45
Fair value of plan assets as at the end of the period	7.41	1.16
Surplus/ (deficit)	(6.66)	(0.29)
Current portion of the above	1.48	-
Non-current portion of the above	12.59	1.45
Amount not recognised as asset due to asset ceiling	-	-
Net asset/ (liability) recognised in the balance sheet	(6.66)	(0.29)

[THIS PLACE IS INTENTIONALLY LEFT BLANK]



Suzlon Global Services Limited (formerly known as Suzlon Structures Limited)

Notes to financial statements for the year ended March 31, 2017

All amounts in Rupees Crore, unless otherwise stated

Principal assumptions used in determining gratuity and post-employment medical benefit obligations:

	March 31, 2017	March 31, 2016	April 1, 2015
Discount rate (in %)	7.00	7.90	7.80
Future salary increases (in %)	10.00	8.00	8.00
Life expectation (in years)	6.41	13.18	13.44
Attrition rate	10% at younger ages and reducing to 1% at older ages according to graduated scale	10% at younger ages and reducing to 1% at older ages according to graduated scale	10% at younger ages and reducing to 1% at older ages according to graduated scale

During the year, the Company has re-assessed the actuarial assumption for attrition rate based on trend of attrition.

Quantitative sensitivity analysis for significant assumption:

	March 31, 2017		March 31, 2016		March 31, 2017		March 31, 2016	
Assumptions	Discount rate				Future salary increases			
Sensitivity level	1% increase	1% decrease	1% increase	1% decrease	1% increase	1% decrease	1% increase	1% decrease
Impact on defined benefit obligations	(1.04)	1.20	(0.15)	0.18	1.02	(0.90)	0.16	(0.14)

For the year ending on March 31, 2018 the Company expects to contribute Rs 1.48 Crore (March 31, 2017: Rs 0.09 Crore) towards its defined benefit plan.

The average duration of the defined benefit plan obligation at the end of the reporting period is 11.36 years (March 31, 2016: 16.43 years).

30. Share-based payments

Employees Stock Option Plan 2014

The Scheme shall be applicable to the Employees of SEL, its subsidiary companies in India (including the Company) and abroad, any successor company thereof and may be granted to the Employees of SEL and its subsidiary companies, as determined by the Nomination and Remuneration Committee. Options granted under this Scheme would vest in tranches not earlier than one year and not later than a maximum of three years (Revised to five years) from the date of grant of such options. Vesting of Options would be subject to continued employment with SEL or its subsidiary companies, as the case may be, and thus the Options would vest on passage of time. The Options would be granted at an exercise price equal to the closing market price of the shares of SEL or certain discount to the closing market price on the NSE on the date of grant or such other price as may be decided by the Nomination and Remuneration Committee. Once the options vest as per the schedule, they would be exercisable by the option holder and the shares arising on exercise of such Options shall not be subject to any lock-in period provided however that the shares allotted on such exercise cannot be sold for a period of 30 days from the date of allotment in terms of the insider trading code of SEL. The employee stock options granted shall be capable of being exercised within a period of three years (revised to five years) from the date of first vesting. Payment of the exercise price shall be made by a crossed cheque or a demand draft drawn in favour of SEL, or in such other manner as the Nomination and Remuneration Committee may decide.



Suzlon Global Services Limited (formerly known as Suzlon Structures Limited)

Notes to financial statements for the year ended March 31, 2017

All amounts in Rupees Crore, unless otherwise stated

SEL has provided employee stock option and purchase schemes to its employees. The total expense recognised in the books of the Company arising from equity-settled share-based payment transactions is Rs 0.17 Crore (March 31, 2016: Rs 1.30 Crore).

Fair value of options

The Company measures the cost of cash-settled transactions with employees using a Lattice model to determine the fair value of the liability incurred

31. Operating leases

The Company has taken certain premises under cancellable operating leases. The total expenses under cancellable operating lease and rental contracts during the year is Rs 11.98 Crore (March 31, 2016: Rs 0.04 Crore).

32. Capital and other commitments

Estimated amount of contract remaining to be executed on capital accounts and not provided for, net of advances Rs 1.25 Crore (March 31, 2016: Rs 0.08 Crore, April 1, 2015: Rs Nil).

33. Contingent liabilities

	March 31, 2017	March 31, 2016	April 1, 2015
Bonds/ bank guarantee given under duty exemption scheme	-	-	8.79
Claims against the Company by employees	0.20	0.20	0.22
Income tax	1.56	-	1.06
Interest payable under MSMED Act, 2006	3.04	2.55	2.01

- a) The Company has stood as co-borrower for loans granted to SEL and its subsidiaries for which certain securities are provided, the amount of which is not ascertainable.
- b) The Company, holding Company and its identified domestic fellow subsidiaries (collectively 'the Group') and Suzlon Generators Limited, a jointly controlled entity ('SGL') are obligors under the Onshore Stand by letter of credit ('SBLC') Facility Agreement and have provided security under the Offshore SBLC Facility Agreement in connections with a SBLC issued by State Bank of India of USD 655 Million for securing the credit facility and covered bonds availed by AE Rotor Holding B.V. (AERH), a step-down wholly owned subsidiary of the SEL. The Group has classified the Onshore facility availed amounting to USD 538 million as a financial guarantee contract. AERH has a borrowing of USD 626 million as at March 31, 2017, which is due for repayment in March 2018, as per original schedule. The Group has obtained No Objection Certificate from the SBLC lenders as well as approval from Reserve Bank of India for extension of SBLC from April 2018 to April 2023. The Group believes that based on the strength of extended SBLC, the outstanding borrowing of AERH can be extended/refinanced by the existing lenders or by new lenders. AERH and its subsidiaries are engaged in dealing of WTGs in international markets and the cash-flows generated from these business activities will be used for serving the finance cost as well as towards part repayment of outstanding debt of AERH. The ability of AERH to repay the outstanding debt is primarily dependent on generation of cash-flows from business operations in overseas market. The Group management believes that AERH has reasonable business forecast over the next few years and estimates that AERH will be able to refinance the outstanding debt, if required and meet the debt obligations as and when they fall due and hence they believe that the financial guarantee obligation of USD 538 million is not required to be recognised in financial statements and it has been disclosed as contingent liability in SEL.



Suzlon Global Services Limited (formerly known as Suzlon Structures Limited)

Notes to financial statements for the year ended March 31, 2017

All amounts in Rupees Crore, unless otherwise stated

34. Related party transactions


A. Related parties with whom transactions have taken place during the year

List of the related parties and nature of relationship where common control exists with whom transactions have taken place during the year:

Sr.	Name of the entity	Nature of relationship
1	Suzlon Energy Limited	Holding company

Other related parties with whom transactions have taken place during the year:

Sl.	Name of the entity	Nature of relationship
1	Suzlon Generators Limited	Jointly controlled entity
2	Suzlon Power Infrastructure Limited	Fellow subsidiary
3	Suzlon Gujarat Windpark Limited	Fellow subsidiary
4	SE Electricals Limited *	Fellow subsidiary
5	SE Blades Limited *	Fellow subsidiary
6	Suzlon Wind International Limited *	Fellow subsidiary
7	Suzlon Wind Energy (Lanka) Pvt. Limited	Fellow subsidiary
9	Suzlon Energia Eolica do Brasil Ltda	Fellow subsidiary
10	Suzlon Wind Energy South Africa (PTY) Ltd	Fellow subsidiary
11	Suzlon Wind Energy Corporation	Fellow subsidiary
12	Suzlon Energy Australia Pty. Ltd	Fellow subsidiary
13	Mr. Girish R. Tanti	Relatives of Key Management Personnel (RKMP)
14	Mr. Tulsi R. Tanti	Relatives of Key Management Personnel (RKMP)
15	Mr. Jitendra R. Tanti	Relatives of Key Management Personnel (RKMP)
16	Mr. Gita T. Tanti	Relatives of Key Management Personnel (RKMP)
17	Rambhaben Ukabai	Relatives of Key Management Personnel (RKMP)
18	Mr. Vinod R. Tanti	Key Management Personnel (KMP)
19	Mr. Vaidhyanathan Raghuraman	Key Management Personnel (KMP)
20	Mr. Bakul N. Rathod	Key Management Personnel (KMP)
21	Mr. Per Homung Pederson	Key Management Personnel (KMP)
22	Mr. Rakesh Sarin	Key Management Personnel (KMP)
23	Mr. Hetal Kapadia	Key Management Personnel (KMP)
24	Mr. Om Prakash Talwar	Key Management Personnel (KMP)
25	Sarjan Realities Limited	Entities where KMP/ RKMP have significant influence
26	Aspen Infrastructures Limited	Entities where KMP/ RKMP have significant influence
27	Suzlon Foundation	Entities where KMP/ RKMP have significant influence
28	Tanti Holdings Private Limited	Entities where KMP/ RKMP have significant influence
29	Sugati Holdings Private Limited	Entities where KMP/ RKMP have significant influence
30	Salene Power Infrastructure Private Limited	Entities where KMP/ RKMP have significant influence
31	Synefra Infrastructures Private Limited	Entities where KMP/ RKMP have significant influence
32	Samiran Realities Limited	Entities where KMP/ RKMP have significant influence
33	Samanvaya Holdings Private Limited	Entities where KMP/ RKMP have significant influence



Suzlon Global Services Limited (formerly known as Suzlon Structures Limited)

Notes to financial statements for the year ended March 31, 2017

All amounts in Rupees Crore, unless otherwise stated

* Merged with holding company

B. Transactions between the Company and related parties during the year and the status of outstanding balances as at March 31, 2017:

Particulars	Holding company	Fellow subsidiary	Jointly controlled entity	Entities where KMP/ RKMP have significant influence	KMP	RKMP
Purchase of property, plant and equipment	- (-)	- (-)	- (-)	0.49 (-)	- (-)	- (-)
Purchase of goods and services	37.14 (144.08)	7.88 (14.29)	11.86 (-)	0.15 (-)	- (-)	- (-)
Sale of goods and services	103.06 (248.56)	3.95 (0.02)	0.21 (-)	0.22 (-)	0.61 (-)	- (-)
Interest income	- (0.21)	- (-)	- (-)	- (-)	- (-)	- (-)
Interest expense	184.27 (-)	- (-)	- (-)	- (-)	- (-)	- (-)
Rent paid	- (-)	- (-)	- (-)	6.30 (-)	- (-)	- (-)
Donation given	- (-)	- (-)	- (-)	3.30 (-)	- (-)	- (-)
Compulsorily convertible debentures	400.00 (-)	- (-)	- (-)	- (-)	- (-)	- (-)
Director sitting fees	- (-)	- (-)	- (-)	- (-)	- (-)	0.01 (-)
Loans taken (net of repayment, during the year)	811.38 (450.46)	- (-)	- (-)	- (-)	- (-)	- (-)

Outstanding balances:

Particulars	Year	Holding company	Fellow Subsidiary	Jointly controlled entity	Entities where KMP/ RKMP have significant influence	KMP	RKMP
Trade receivables	March 31, 17	-	3.79	0.05	0.01	-	-
	March 31, 16	63.64	0.01	-	-	-	-
	April 1, 15	37.04	0.00*	-	-	-	-
Trade payables	March 31, 17	-	9.06	12.82	2.42	-	-
	March 31, 16	38.81	-	-	-	-	-
	April 1, 15	6.90	1.90	-	-	-	-
Advance to supplier and other receivables	March 31, 17	4.21	-	-	-	-	-
	March 31, 16	2.21	-	-	-	-	-
	April 1, 15	-	-	-	-	-	-
Compulsorily convertible debentures	March 31, 17	400.00	-	-	-	-	-
	March 31, 16	-	-	-	-	-	-
	April 1, 15	-	-	-	-	-	-
Unsecured loan outstanding (including interest)	March 31, 17	1,344.39	-	-	-	-	-
	March 31, 16	480.63	-	-	-	-	-
	April 1, 15	0.12	-	-	-	-	-

* Less than 0.01 Crore



Suzlon Global Services Limited (formerly known as Suzlon Structures Limited)

Notes to financial statements for the year ended March 31, 2017

All amounts in Rupees Crore, unless otherwise stated

C. Disclosure of significant transactions with related parties

Type of the transaction	Type of relationship	Name of the entity/person	Year ended March 31,	
			2017	2016
Purchase of fixed assets	Entities where KMP/RKMP have significant influence	Aspen Infrastructures Limited	0.49	-
Purchase of goods and services	Holding company	Suzlon Energy Limited	37.14	144.08
	Jointly controlled entity	Suzlon Generators Limited	11.86	-
	Fellow subsidiary	SE Electricals Limited	6.52	0.03
	Fellow subsidiary	Suzlon Wind International Limited	0.01	1.04
Sale of goods and services	Holding company	Suzlon Energy Limited	103.06	248.56
Interest income	Holding company	Suzlon Energy Limited	-	0.21
Loan taken	Holding company	Suzlon Energy Limited	-	0.28
Compulsorily convertible debentures	Holding company	Suzlon Energy Limited	400.00	-
Rent paid	Entities where KMP/RKMP have significant influence	Sarjan Realities Limited	3.41	-
		Aspen Infrastructures Limited	1.95	-
		Tanti Holdings Private Limited	0.54	-
Interest expense	Holding company	Suzlon Energy Limited	184.27	-
Donation	Entities where KMP/RKMP have significant influence	Suzlon Foundation	3.30	-

35. Fair value measurements

The fair value of the financial assets and liabilities are considered to be same as their carrying values. Accordingly the Company has not disclosed fair value hierarchy.

36. Financial risk management

The Company's principal financial liabilities, comprise loans and borrowings, trade and other payables. The main purpose of these financial liabilities is to finance the Company's operations and to provide support to its operations. The Company's principal financial assets include loans, trade and other receivables, and cash and cash equivalents that derive directly from its operations.

The Company is exposed to market risk, credit risk and liquidity risk. The Company's primary focus is to foresee the unpredictability of financial markets and seek to minimize potential adverse effects on its financial performance.

a. Market risk

Market risk is the risk that the fair value of future cash flows of a financial instrument will fluctuate because of changes in market prices. Market risk comprises two types of risk: interest rate risk and foreign currency risk. Financial instruments affected by market risk include loans and borrowings.

i) Interest rate risk

Interest rate risk is the risk that the fair value or future cash flows of a financial instrument will fluctuate because of changes in market interest rates. Recompense liability payable by the Company to CDR lenders could be affected due to changes in market interest rate (refer Note 3(b)).



Suzlon Global Services Limited (formerly known as Suzlon Structures Limited)

Notes to financial statements for the year ended March 31, 2017

All amounts in Rupees Crore, unless otherwise stated

ii) Foreign currency risk and sensitivity

Foreign currency risk is the risk that the fair value or future cash flows of an exposure will fluctuate because of changes in foreign exchange rates. As the Company does not have material exposure to the foreign currency, there is no risk associated with changes in foreign exchange rates.

The Company's exposure to foreign currency risk as at the end of the reporting period expressed in Rs Crore are as follows:

	March 31, 2017		
	USD	Euro	Others
Financial assets			
Trade receivables	1.91	-	-
Total	1.91	-	-
Financial liabilities			
Borrowings	9.68	37.08	-
Trade payables	4.18	8.44	0.44
Total	13.86	45.52	0.44

Foreign currency sensitivity

The Company's currency exposures in respect of monetary items at March 31, 2017 and March 31, 2016 that result in net currency gains and losses in the income statement and equity arise principally from movement in US Dollar and Euro exchange rates.

The following tables demonstrate the sensitivity to a reasonably possible change in USD and EURO exchange rates, with all other variables held constant. The Company's exposure to foreign currency changes for all other currencies is not material. The other currencies includes Australian Dollar, Great Britain Pound and Danish Kroner.

	% change in currency rate	Effect on profit before tax
March 31, 2017		
USD	+5%	(0.60)
USD	-5%	0.60
EURO	+5%	(2.28)
EURO	-5%	2.28
March 31, 2016		
USD	+5%	(0.32)
USD	-5%	0.32
EURO	+5%	(1.45)
EURO	-5%	1.45



Suzlon Global Services Limited (formerly known as Suzlon Structures Limited)

Notes to financial statements for the year ended March 31, 2017

All amounts in Rupees Crore, unless otherwise stated

b. Credit risk

Credit risk is the risk of financial loss to the Company if a customer or counter-party fails to meet its contractual obligations. The Company is exposed to credit risk from its operating activities (primarily trade receivables) and from its financing activities (primarily loans). The Company consistently monitors the financial health of its customers and sales proceeds are being realised as per the milestone payment terms agreed to minimise the loss due to defaults or insolvency of the customer. Progressive liquidity management is being followed to de-risk the Company from any non-fulfilment of its liabilities to various creditors, statutory obligations, or any stakeholders.

i) Trade receivables

The Company's exposure to trade receivables is limited due to diversified customer base. The Company consistently monitors progress under its contracts with customers and sales proceeds are being realised as per the milestone payment terms agreed to minimise the loss due to defaults or insolvency of the customer.

An impairment analysis is performed at each reporting date on an individual basis for major clients. In addition, a large number of minor receivables are grouped into homogenous groups and assessed for impairment collectively.

ii) Financial instruments

Financial instruments that are subject to concentrations of credit risk primarily consist of cash and cash equivalents, term deposit with banks, investment in mutual funds, loans given to subsidiaries and other financial assets. Investments of surplus funds are made only with approved counterparties and within credit limits assigned.

The Company's maximum exposure to credit risk as at March 31, 2017 and as at March 31, 2016 is the carrying value of each class of financial assets.

Refer Note 2.3(n) for accounting policy on financial instruments.

c. Liquidity risk

Liquidity risk refers to that risk where the Company cannot meet its financial obligations. The objective of liquidity risk management is to maintain sufficient liquidity and ensure that funds are available for use as per requirement. In doing this, management considers both normal and stressed conditions. The Company manages liquidity risk by maintaining adequate reserves and banking facilities by continuously monitoring cash flow forecast and by matching the maturity profiles of financial assets and liabilities. The Company has access to a sufficient variety of sources of funding and debt maturing within 12 months can be rolled over with existing lenders.

The table below summarises the contractual maturity profile of the Company's financial liabilities based on contractual undiscounted payment:

	On demand	Up to 1 year	1-5 years	> 5 years	Total
March 31, 2017					
Borrowings (other than convertible preference shares)	-	1,391.15	-	-	1,391.15
Redeemable cumulative preference shares	-	-	-	11.04	11.04
Other financial liabilities	-	27.87	-	-	27.87
Trade and other payables	-	130.84	-	-	130.84
Total	-	1,549.86	-	11.04	1,560.90



Suzlon Global Services Limited (formerly known as Suzlon Structures Limited)

Notes to financial statements for the year ended March 31, 2017

All amounts in Rupees Crore, unless otherwise stated

	On demand	Up to 1 year	1 -5 years	> 5 years	Total
March 31, 2016					
Borrowings (other than convertible preference shares)	-	613.20	-	-	613.20
Redeemable cumulative preference shares	-	-	-	9.95	9.95
Other financial liabilities	1,246.59	10.24	-	-	1,256.83
Trade and other payables	-	251.71	-	-	251.71
Total	1,246.59	875.15	-	9.95	2,131.69

April 1, 2015

Borrowings (other than convertible preference shares)	-	52.08	-	-	52.08
Redeemable cumulative preference shares	-	-	-	8.96	8.96
Other financial liabilities	-	6.49	-	-	6.49
Trade and other payables	-	32.67	-	-	32.67
Total	-	91.24	-	8.96	100.20

37. Capital management

For the purpose of the Company's capital management, capital includes issued equity capital, securities premium and all other equity reserves attributable to the equity holders of the parent. The primary objective of the Company's capital management is to safeguard its ability to reduce the cost of capital and to maximise shareholder value.

The capital structure of the company is based on management's judgement of its strategic and day-to-day needs with a focus on total equity so as to maintain investor, creditors and market confidence.

The calculation of the capital for the purpose of capital management is as below:

	March 31, 2017	March 31, 2016	April 1, 2015
Equity share capital	29.37	29.37	19.37
Other equity	868.04	927.85	14.76
Total capital	897.41	957.22	34.13

[THIS PLACE INTENTIONALLY LEFT BLANK]



Suzlon Global Services Limited (formerly known as Suzlon Structures Limited)


Notes to financial statements for the year ended March 31, 2017

All amounts in Rupees Crore, unless otherwise stated

38. Prior year amounts have been reclassified wherever necessary to conform with current year presentation. Figures in the brackets are in respect of the previous year.

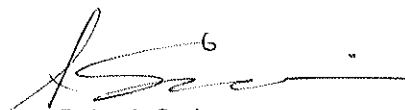
As per our report of even date

For SNK & Co.
Chartered Accountants
ICAI Firm Registration number:
109176W


per Sanjay Kapadia
Partner
Membership No. 38292



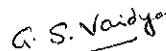
For and on behalf of the Board of Directors of
Suzlon Global Services Limited



Rakesh Sarin
Managing Director
DIN : 02082150



Vinod R. Tanti
Director
DIN : 00002266



Geetanjali S. Vaidya
Company Secretary
Membership No.: A18026



Om Prakash Talwar
Chief Financial Officer
PAN No.: ABWPT8578M

Place : Pune

Date : 18 JUL 2017

Place: Pune

Date : 18 JUL 2017

